



The Oventrop Quality Management System is certified to DIN-EN-ISO 9001

General information:

The Oventrop "OV-Connect" differential pressure transmitter permanently controls the differential pressure of Oventrop products which have the "classic" measuring technique, in heating, cooling and potable water systems which are operated with water or water and glycol mixtures. The differential pressure is measured at the measuring needles and copper pipes at the pressure test points of the valve.

During working conditions, the appliance provides an output signal proportional to the measured differential pressure (0-10 V). This signal can be processed via a priority electronic control and monitoring unit of a centralised building control system or of an individual appliance (e.g. pressure indicators).

Item no. 106 91 80

Application:

Installation in the supply or the return pipe.

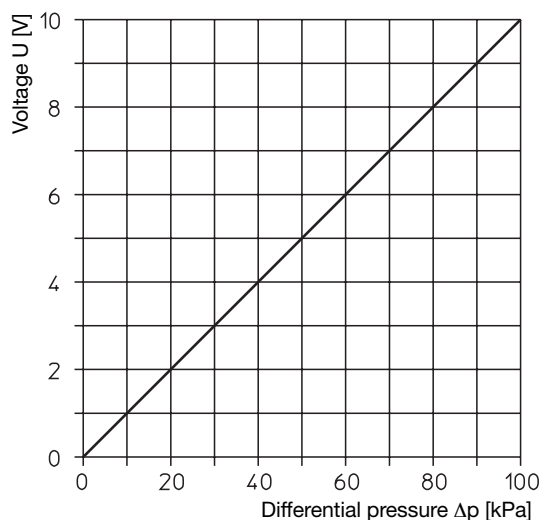
Central heating and cooling systems as well as potable water installations (circulation pipes) up to PN 25.

For cooling systems: Please provide for frost protection and diffusion tight insulation!

Measuring range:	0 - 1 bar (100 kPa)
Max. differential pressure:	2 bar
Max. working temperature t_s :	80°C
Max. working pressure p_s :	25 bar
Output signal:	0 - 10 V
Accuracy:	± 0.5% FS
Supply voltage:	18 - 33 VDC
	24 VAC ± 15%

Protection:	IP 65
Brown: Supply voltage	brown — In — +
White: Neutral conductor 0-10 V	white — GND — -
Green: Output signal 0-10	green — OUT —

Output signal:



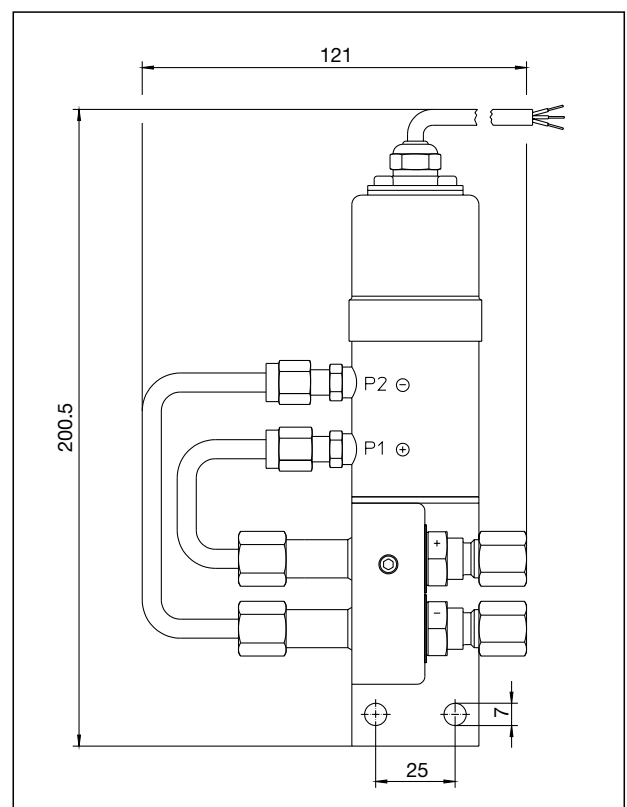
The differential pressure transmitter is supplied complete with the connection set consisting of:
2 copper pipes 1 m, (6x1 mm copper pipe), 2 measuring needles

Advantages:

- compact construction
- permanent control of differential pressure
- good optical display of the system conditions
- automatic overload protection
- easy to use



Differential pressure transmitter "OV-Connect"



Dimensions

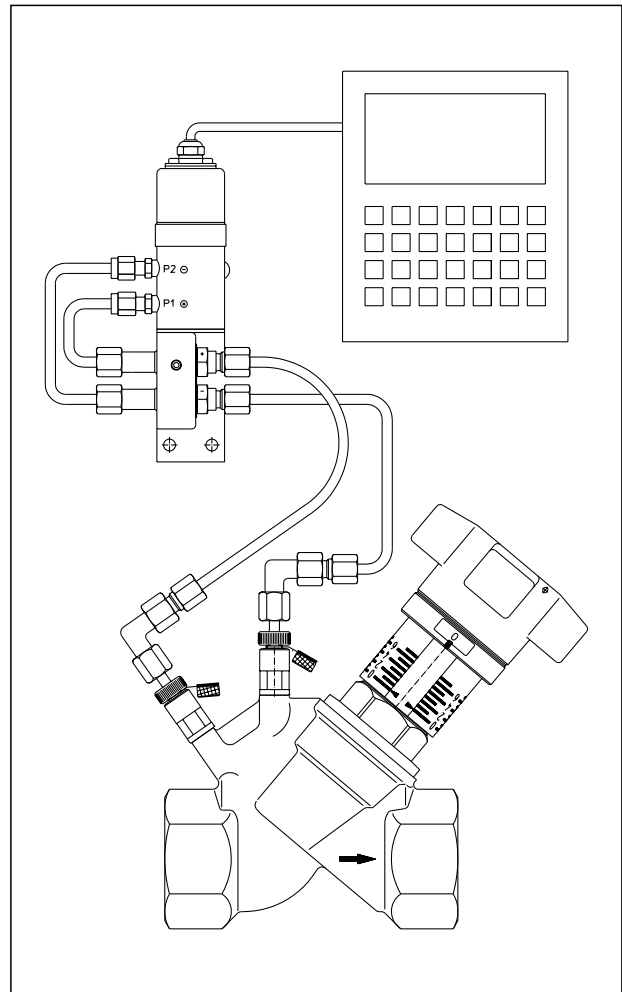
Installation and assembly:

The differential pressure transmitter can be installed in any position (horizontal, oblique or vertical, in mounting or falling sections). The supply cable must be protected against humidity (e.g. dripping condensation water) and excessive warming up. The electric connection must be carried out by a qualified tradesperson in accordance with the local regulations. The red connection (+/P1) must be connected to the entry pressure. The blue connection (-/P2) must be connected to the outlet pressure.

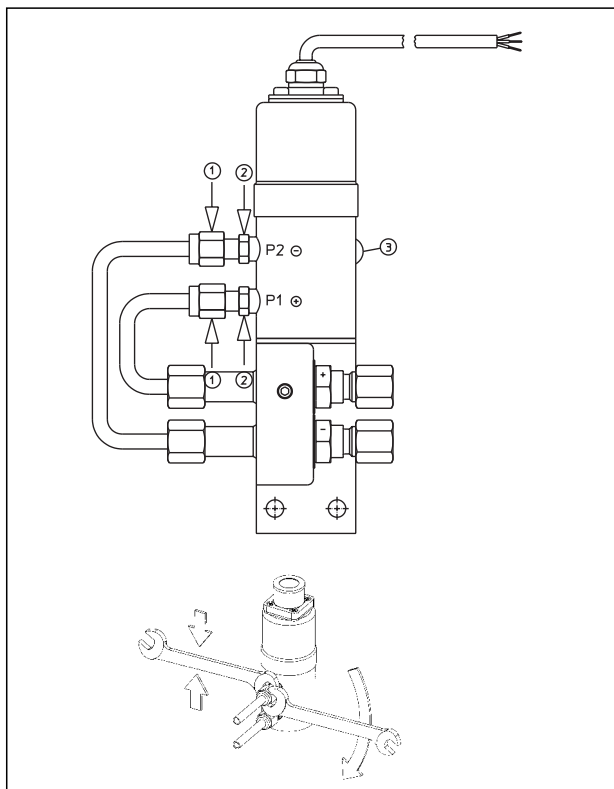
The Oventrop differential pressure transmitter can be installed in either the supply or the return pipe. It is to be observed that the pressure pipes of the transmitter (+/red, -/blue) are connected correctly. Before installing the transmitter into the pipework, the latter has to be flushed thoroughly. The installation of an Oventrop filter is recommended. To avoid blocking by dirt particles, the pressure pipes should be connected to the Oventrop valves with measuring technique "classic" from above or horizontally but not from underneath. The couplings are to be installed tension free with the help of a suitable spanner.

Initial operation:

Before putting the system into operation, it must be filled and bled with due consideration of the permissible operating pressures. An automatic overload protection prevents damaging of the pressure transmitter by too high differential pressures at any time (e.g. initial operation, repair). To de-aerate the differential pressure transmitter, the couplings in pos. 1 have to be loosened whilst holding the coupling in pos. 2 firm. Pos. 3 is no deaeration device and must not be actuated!



Installation example differential pressure transmitter



Deaeration

Subject to technical modification without notice.

Product group 1
ti 210-1/10/MW
Edition 2008

Printed on paper free from
chlorine bleaching.

F. W. OVENTROP GmbH & Co. KG
Paul-Oventrop-Straße 1
D-59939 Olsberg
Germany
Telephone +49(0) 2962 82-0
Telefax +49(0) 2962 82-450
E-Mail mail@oventrop.de
Internet www.oventrop.de

For an overview of our global presence
visit www.oventrop.de.