
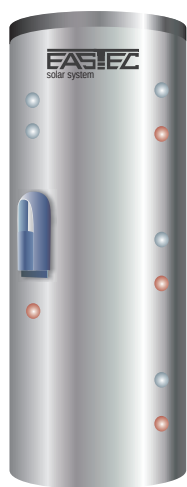





| | 20 (.58 *1800) | 30 (.58 *1800) |
|-------|-----------------------|-----------------------|
| | 1670 *2020 *123 | 2420 *2020 *123 |
| () | 72 | 103 |
| (.) | 1,35 | 2,22 |
| | 24 | 24 |
| | 3/4 (22) | 3/4 (22) |
| () | 8 (12) | 8 (12) |
| | 95% | 95% |
| | 5% | 5% |
| () | 2,6 . . | 3,91 . . |
| | 150-210 / (60° , 8h) | 230-300 / (60° , 8h) |
| () | 2,23 / | 3,32 / |



| | EASTEC -200LS | EASTEC -300LS | EASTEC -500LS |
|--|----------------|----------------|----------------|
| | 200 | 300 | 500 |
| | 560 *560 *1560 | 560 *560 *1800 | 700 *700 *1850 |
| | 55 | 72 | 96 |
| | SUS304 | SUS304 | SUS304 |
| | 1.5 | 2 | 2 |
| | 50 | 50 | 50 |
| | 1" (25) | 1" (25) | 1" (25) |
| | 1 (2) | 1 (2) | 2 (3) |
| | 1.5 (2) | 2 (3 , 6) | 3 (6 , 9) |
| | (95° / 8) , | | |



SR81 / SR868C6

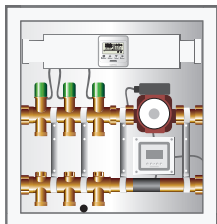


| | |
|--|-----------|
| | |
| | - 1 , - 2 |

WS-II



| | |
|---------|----------------------------|
| | |
| | 476 *285 *158 |
| () | 8 (10) |
| | 100° |
| | 45° |
| | 3/4 (20) |
| | 6 |
| | G 1/4" |
| (2 1) 2 | 0-10 / 0-120 |
| | WILO RS-15/6 (10 , 120 .) |
| () | 4 - 16 / |
| | - 2 |



| | |
|---------------|--|
| | |
| | 3 10 , , 10 , 110° , , - 1"(25) , - 3/4 (20) |
| | 220 , 2 , / , IP54 |
| E51.713T (3A) | , 220 , , 600 , IP20 |
| | . 10 . 220 , , 100 , . 95° , |
| | / , , , |