Библиотека СОК

Руководство по монтажу

VM2, VB2 двухходовые

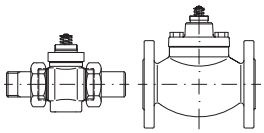



VM2



VB2

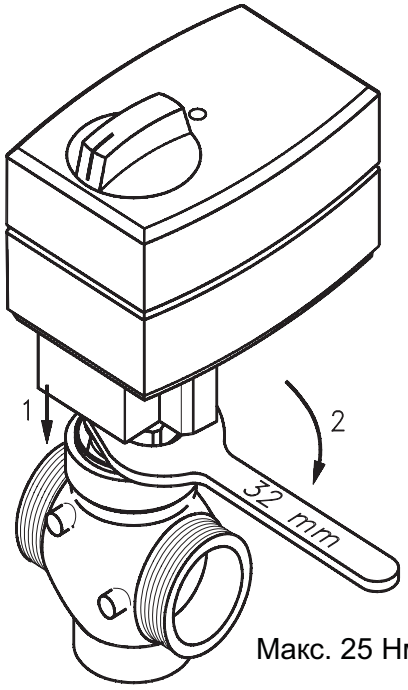

Макс. 25 Нм

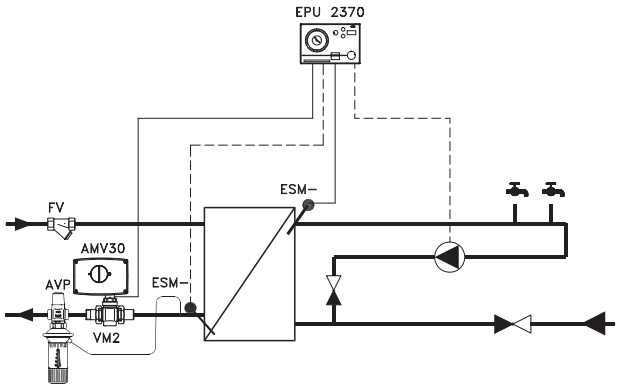

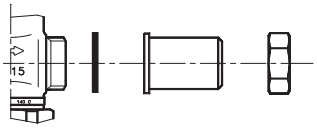

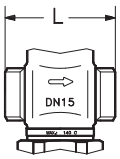

Ду,мм	L (мм)
15	65
20	70
25	75
32	100
40	110
50	130

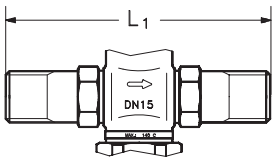

Ду,мм	L1(мм)
15	131
20	142
25	159
32	196
40	196
50	228

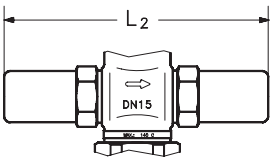

Ду,мм	L2(мм)
15	139
20	154
25	159
32	184
40	294
50	330

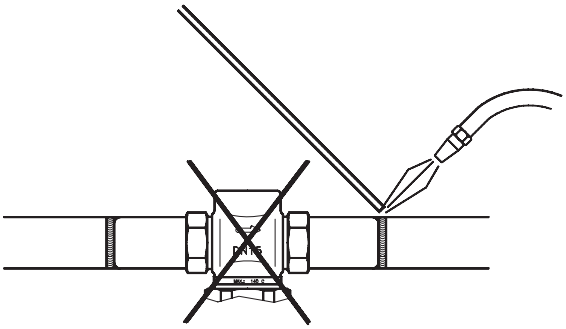

Ду,мм	L3(мм)
15	69
20	74
25	79
32	104
40	114
50	134

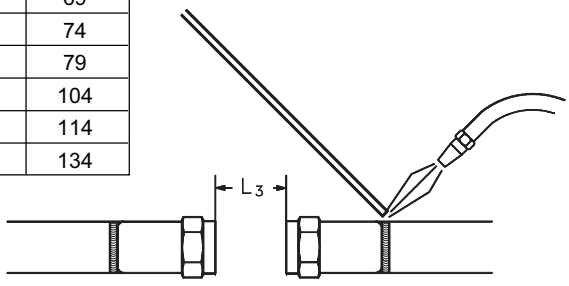



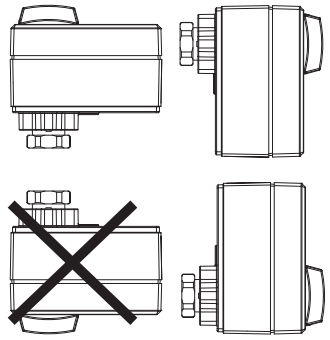

AMV(E) 10

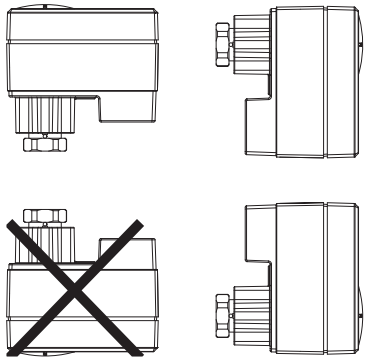

AMV(E) 13

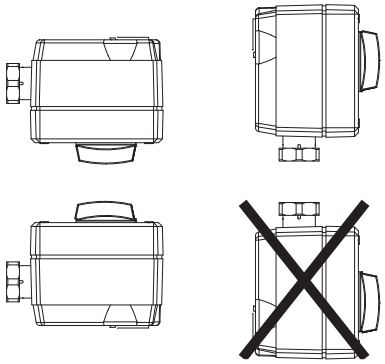

AMV(E) 20, AMV(E) 30

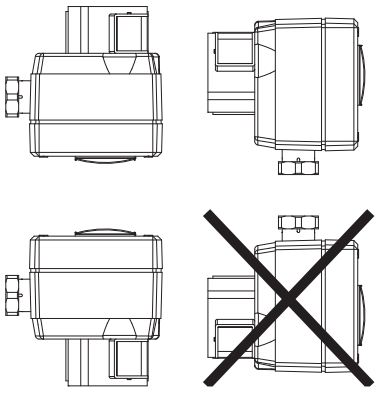

AMV(E) 23, AMV(E) 33

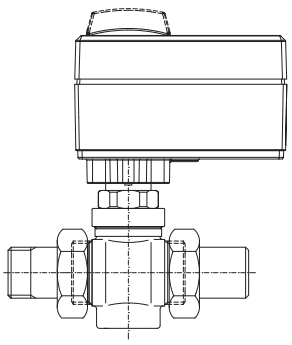

AMV(E) 10, AMV(E) 13
VM2 $Д_y$ = 15–25 мм

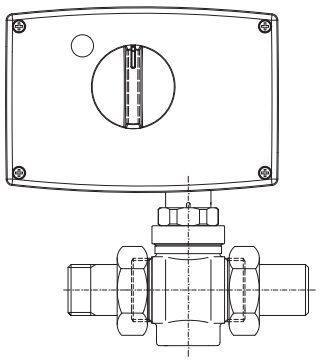

AMV(E) 20, 30; AMV(E) 23, 33
VM2 $Д_y$ = 15–50 мм

Тип	$Д_y$, мм	k_{vs}	AMV(E) 10/13	AMV(E) 20/23; 30/33
VM2	15	0.25 - 4.0	•	•
VM2	20	4.0	•	•
VM2	20	6.3	-	•
VM2	25	6.3	•	•
VM2	25	8.0	-	•
VM2	32	10	-	•
VM2	40	16	-	•
VM2	50	25	-	•

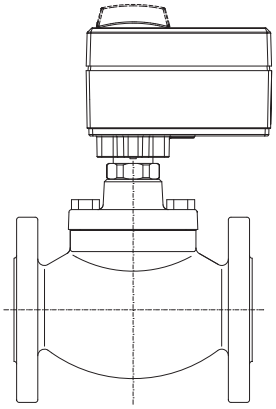

AMV(E) 10, AMV(E) 13
VB2 $Д_y$ = 15–20 мм

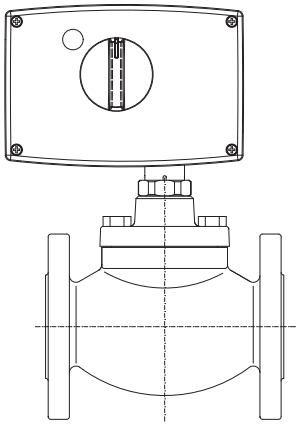

AMV(E) 20, 30; AMV(E) 23, 33
VB2 $Д_y$ = 15–50 мм

Тип	$Д_y$, мм	k_{vs}	AMV(E) 10/13	AMV(E) 20/23; 30/33
VB2	15 - 20	0.25 - 6.3	•	•
VB2	25 - 50	10 - 40	-	•



$T_{макс.}$

150 °C



$P_{макс.}$

P_y = 25 бар



$\Delta P_{макс.}$ = 16 бар