


# RESIDENTIAL AIR CONDITIONING SINCLAIR CATALOGUE 2014





**RESIDENTIAL**

# AIR CONDITIONING

With SINCLAIR air-conditioners, you can easily enjoy homely comfort and a pleasant atmosphere for all types of residential living. SINCLAIR offers a wide range of capacities, types and designs. Even for complex projects, we can find easy and comfortable solutions - e.g. MULTI SYSTEM SERIES with energy-saving technology DC INVERTER.

From the very beginning SINCLAIR has set its main target to bring quality and comfort to the life of people of the Blue Planet. Thanks to the attention paid to research, development, manufacturing and product testing as well as to the after sales support, SINCLAIR has reached a high level of quality and reliability. Each component is carefully selected and evaluated to guarantee the best performance of the whole system.

Company operation and procedures comply with ISO 9001. SINCLAIR products comply with European standards, which guarantee safe operation.

## PLASMA+TEC

Switch on the great new feature of your SINCLAIR air conditioner – PLASMA TECHNOLOGY and feel the air becoming cleaner and fresher.

Sinclair air conditioners will not only cool or heat your room, it will also make your environment safer. Plasma technology will make the air cleaner, fresher, free of harmful bacteria. Protect your family with this new feature. Lower your chances of becoming ill with flu or any other illness caused by air-borne bacteria. You can lower the allergens in the air, improving life of allergic persons.

Plasma air technology produces a natural bio-climate rich in active oxygen molecules, known as ions. The Plasma air system creates a measurable and controllable quantity of positive and negative oxygen ions. Negative ions contain an extra electron while the positive ions are missing an electron resulting in an unstable condition.

**These unstable ions provide the following benefits:**

### PARTICLE REDUCTION

Air-borne particles are charged by the ions through ionic bonding. These charged particles stick together, becoming heavier and then fall to the floor. These larger particles are also returned through the air conditioning system where they are captured by the filter.

## A DIFFERENCE YOU CAN FEEL

### STERILIZATION

As they divide in the split zone, bacteria and mold spores bond with active oxygen molecules and are oxidized and destroyed. The bacteria and spores can no longer multiply. Additionally, particles are the vehicles that transmit bacteria cells from person to person. As the ions cause particles to fall to the floor, the result is less bacteria in the breathing zone.

### ODOR NEUTRALIZATION

Odorous gases and aerosols oxidize on contact with active oxygen molecules. Odors, especially of an organic origin, are quickly eliminated.

### VOC CONTROL

Volatile Organic Compounds (VOCs) are emitted as gases where there is carpeting, building materials, furniture, office equipment, cleaning agents, paints, glues, solvents or pesticides. The ions trade electrons with these VOCs breaking down their molecular structures into less harmful ones.

### HEALTH BENEFITS

Human and animal lungs absorb oxygen more efficiently from clean ionized air, enhancing general health and well-being. Alertness and concentration is also improved.


Note: Models which have in their model name shortcut PT are equipped with the PLASMA+TEC.

## DC INVERTER

## DC INVERTER TECHNOLOGY

Standard air conditioners have a fixed speed compressor and therefore have no ability to reduce the power consumption as they are not able to vary the speed with the load. With a DC Inverter Drive, the unit can work on a partial load thereby reducing the power consumption not only on start up but also on running costs. With the DC Inverter technology the temperature does not fluctuate and therefore provides more comfort. Energy consumption can be reduced by as much as 44% compared to fixed speed compressors.

## OPTIONAL HEALTHY FILTERS



LTC Catalyst filter (standard)	Active carbon filter	Silver ion filter	Photo catalyst filter	Catechin filter	Biological anti-bacteria filter	Electrostatic dedusting filter	Multi-function filter
--------------------------------	----------------------	-------------------	-----------------------	-----------------	---------------------------------	--------------------------------	-----------------------

### LTC CATALYST FILTER

A mechanical filter intercepts aerosols and particles, purifies indoor air under room temperature and condition, catalyzes and decomposes up to 80% ammonia, hydrogen sulphide and aldehyde. This filter is constant and can be used for a long time without regeneration. It is water washable and the effectiveness is the same after washing. Accessories for all wall mounted types of air condition.

### ACTIVE CARBON FILTER

Active carbon is an excellent absorbant with dual characteristics of physical and chemical absorption and will absorb from both air and liquid selectively. With the advantages of active carbon, this filter is good at absorbing injurious gas like benzene, formaldehyde and ammonia in a short time.

### CATECHIN FILTER

Catechin is a natural antibacterial derived from green tea. It can attach itself to bacteria killing them. As the surface area of a Catechin filter is larger than a standard filter particles are efficiently removed.

### SILVER ION FILTER

Silver ion filter is a new kind of high-efficiency sterilizing product. Silver ion is a colorless and tasteless ion that has no side effects, irritation, pollution, drug-tolerance or volatilization. Since the ion recycles itself after sterilizing, it is durable and can effectively stop bacteria from growing. As well as long term sterilizing, the silver ion filter is environmental-friendly and safe, yet is able to kill more than 99% of bacteria. Silver ion strongly attracts bacteria and micro-organisms, goes through its cell membrane and makes the proteinase of bacteria loose activity. It can also disturb the DNA of bacteria and micro-organism, so that they are eliminated.

### PHOTO CATALYST FILTER

Photocatalyst filters contain TiO<sub>2</sub> compound which works together with UV light to catalyse bacteria, viruses and odours breaking them down into CO<sub>2</sub> and water.

### BIOLOGICAL ANTI-BACTERIA FILTER

This filter is a purifying material with excellent sterilizing and dust-collecting ability. When air is passed through the filter, dust and bacteria are trapped on the surface of the filter where there is a bio-bactericide. When the microbes come into contact with the bio-bactericide it interferes with its metabolism and limits its growth. It is effective against Escherichia Coli and Staphylococcus aureus is above 95%.

### ELECTROSTATIC DEDUSTING FILTER

Applying high-voltage electrostatic technology, passing dust is electrostatically charged. Due to the air flow created by the air conditioner, charged particles are trapped and filtered by electret fibre. Electrostatic deduster can collect 85% of dust including different kinds of powders, smog and even very tiny material down to 0.1µm.

### MULTI-FUNCTION FILTER

Combines 3 filters from 6 different types including acarobacterium filter, silver ion filter, catechin filter, chitin filter, formaldehyde beater filter and vitamin C filter to meet your various needs simultaneously.

For availability, consult the manufacturer.

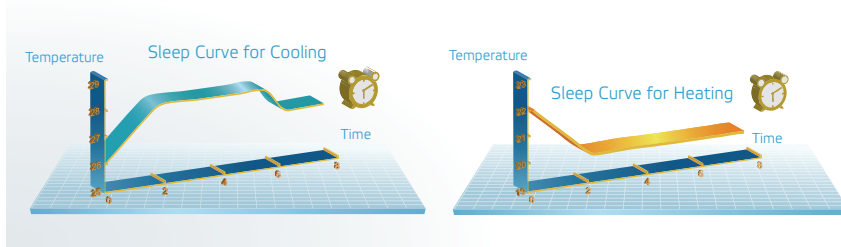
## OTHER ADVANTAGES OF SINCLAIR AIR CONDITIONERS

### COMFORTABLE SLEEP MODE

**MODE 1:** Indoor temperature automatically rises (when cooling) or falls (when heating).

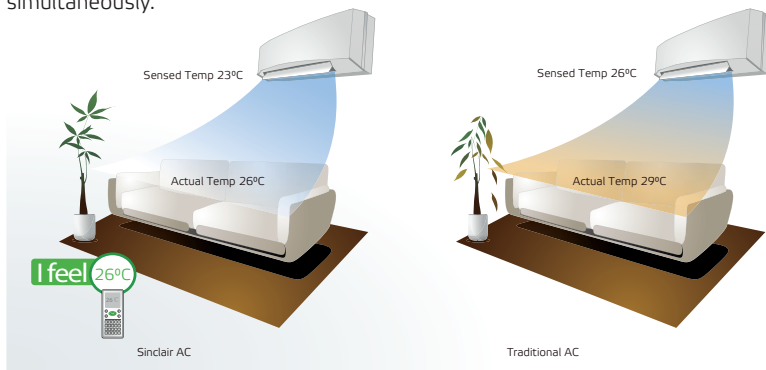
**MODE 2:** Featuring unique refreshment function, the temperature is automatically adjusted to be a little lower before you wake up.

**MODE 3:** You may design your own sleep curve in DIY mode.



### I FEEL

The mini sensor in the remote controller can sense its surrounding temperature, and transmit the signal back to the indoor unit. So the unit can adjust the air flow volume and temperature accordingly, to provide maximum comfort and save energy simultaneously.



### LOW AMBIENT FUNCTION

#### -15°C COOLING

Operate finely when heating at -15°C. It is supported by the SINCLAIR electric heating chasis, preheating technology and frequency-adjusting compressor.



#### -15°C HEATING

Operate finely when heating at -15°C. It is supported by SINCLAIR electrical heating chasis, preheating technology and frequency-adjusting compressor.



### COLD AIR PREVENTION

The indoor unit is heated before the fan starts to prevent cold draughts.



### HIGH-QUALITY MOTOR

Adopting high-quality motor design enhances rust resistance and low noise operation thereby increasing the life span of the motor.

### HIGH CAPACITY DEHUMIDIFYING FUNCTION

High capacity dehumidifying keeps air dry and comfortable.

### SILENT OPERATION

When in silent mode the noise level is significantly decreased.

### ENVIRONMENTALLY FRIENDLY

No usage of CFC refrigerant and no harm to the ozone layer.

### FUNCTION DRYING

Dehumidifier enhances drying and protects clothes and furniture against damp and mildew during rainy periods.

### ENERGY SAVING OPERATION

Low power consumption

Note: Check the function of the particular model of air conditioner.

## SYMBOLS USED IN THE CATALOGUE

	Powerful Japanese Compressor Technology		Automatic Operation
	Anticorrosion treatment of heat exchangers		Compact Design
	R410a environmentally friendly refrigerant		Auto Clean
	Flexible adjustable louvers		Comfortable Sleep Mode
	Diagnostic Led Display		Cold Air Prevention
	Turbo Button		Self-Diagnosis
	intelligent Defrosting		Auto-Restart Function
	Operates in the winter time		Lock
	Quiet operation		Standby 1W
	3-D Spiral Fan		8°C Heating
	Programmable Timer		I Feel
	Clock Display		7 Fan Speeds
	High efficiency heat exchanger		Fresh Air Ventilation
	Dehumidifying Mode		Optional Healthy Filters

AFFORDABLE AND ECONOMICAL SOLUTION FOR YOUR HOME


## ELEMENT SERIES

ASH-09AIE

ASH-12AIE

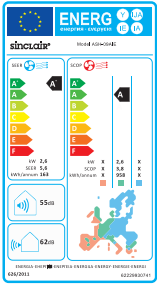
ASH-18AIE

ASH-24AIE





## WALL MOUNTED SPLIT AIR CONDITIONERS



**DC INVERTER**



### FEATURES OF ELEMENT SERIES

- Energy class A/A
- Powerful Japanese compressor technology
- 3-year warranty
- R410a environmentally friendly refrigerant
- Dual side water outlet
- Small size
- Comfortable sleep mode
- Standard filters-catechin and active carbon filter
- High speed digital signal processor

### OPTIONAL ACCESSORIES:

G2S



SERIES		ELEMENT			
MODEL		ASH-09AIE	ASH-12AIE	ASH-18AIE	ASH-24AIE
Capacity cooling / heating	kW	2,6(0,5-3,2) / 3,0(0,5-4,1)	3,5(0,6-4,0) / 3,8(0,6-5,1)	5,3(1,2-6,2) / 5,6(1,1-6,0)	6,5(2,5-6,6) / 7,0(2,5-7,6)
Power supply	Hz/V	1~ / 50 / 220-240	1~ / 50 / 220-240	1~ / 50 / 220-240	1~ / 50 / 220-240
	Unit	Indoor	Indoor	Indoor	Indoor
Power input cooling / heating	W	870 / 900	1150 / 1100	1600 / 1750	2180 / 2220
Rated power input cooling / heating	W	1420 / 1550	1550 / 1650	2650 / 2650	2650 / 2800
Power current cooling / heating	A	3,8 / 4,0	5,1 / 4,9	7,1 / 7,8	9,7 / 10,5
SEER / SCOP	W/W	5,60 / 3,80	5,10 / 3,80	5,40 / 3,80	5,10 / 3,80
Energy class	-	A+ / A	A / A	A / A	A / A
Air flow <sup>ID</sup>	m <sup>3</sup> /h	600 / 520 / 370 / 280	680 / 560 / 410 / 300	800 / 680 / 560 / 460	1000 / 800 / 700 / 550
Sound pressure level <sup>ID</sup>	dB(A)	41 / 38 / 30 / 24	42 / 39 / 31 / 25	49 / 44 / 40 / 35	51 / 47 / 42 / 37
Sound pressure level <sup>OD</sup>	dB(A)	51	53	55	58
Air flow <sup>OD</sup>	m <sup>3</sup> /h	1600	1800	3200	4000
Dehumidifying volume	l/h	0,8	1,4	1,8	2,0
Refrigerant type / charge	Type / kg	R410A / 0,7	R410A / 1,0	R410A / 1,3	R410A / 1,8
Pipe diameter	Liquid side	inch / mm	¼ / 6,4	¼ / 6,4	¼ / 6,4
	Gas side	inch / mm	¾ / 9,5	¾ / 9,5	¾ / 12,7
Standard pipe length	m	5,0	5,0	5,0	5,0
Max. pipe length	m	15,0	20,0	25,0	25,0
Elevation / Drop height	Max	m	10,0	10,0	10,0
Additional refrigerant	g/m	20,0	20,0	20,0	50,0
Dimension (w x h x d) <sup>ID/OD</sup>	mm	770x283x201	770x283x201	867x305x215	1008x319x221
	mm	776x540x320	848x540x320	955x700x396	980x790x427
Net weight <sup>ID/OD</sup>	kg	8,0 / 28,0	9,0 / 30,0	12,0 / 46,0	14,5 / 55,5
Operating temperature range	Cooling	°C	18 ~ 43	18 ~ 43	18 ~ 43
	Heating	°C	-7 ~ 24	-7 ~ 24	-7 ~ 24

The specification of products is subject to change based on further development of the units by the producer and can be changed without prior notice. Data is based on the following conditions: Length of connection pipe: 5m / Cooling: indoor temperature 27°C DB/19°C WB, outdoor temperature 35°C DB/24°C WB / Heating condition: indoor temperature 20°C DB/- WB, outdoor temperature 7°C DB/6°C WB. SEER/SCOP was calculated according to EN14825 for average season at part load conditions.

POWERFUL SOLUTION WITH STYLISH DESIGN

## **MATRIX SERIES**

ASH-09AIM PT

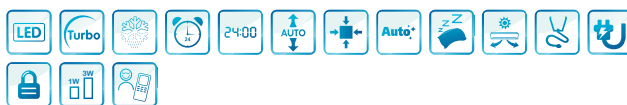
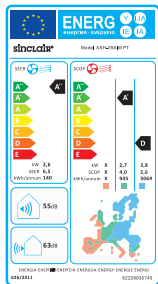
ASH-13AIM PT

ASH-18AIM PT

ASH-24AIM PT



## WALL MOUNTED SPLIT AIR CONDITIONERS



**PLASMA+TEC DC INVERTER**



### FEATURES OF MATRIX SERIES

- Energy class A++ / A+
- Powerful Japanese compressor technology
- 3-year warranty
- R410a environmentally friendly refrigerant
- Compact design
- Easy clean panel
- Standard filters-catechin and active carbon filter
- Dual side water outlet

### OPTIONAL ACCESSORIES:

G2S



SERIES		MATRIX			
MODEL		ASH-09AIM PT	ASH-13AIM PT	ASH-18AIM PT	ASH-24AIM PT
Capacity cooling / heating	kW	2,6 (0,8-3,2) / 2,8(0,9-3,4)	3,5(0,9-4,0) / 3,7(0,9-4,2)	5,3(2,4-6,1) / 5,6(2,5-6,8)	6,5(2,2-7,0) / 6,5(2,3-8,5)
Power supply	Hz/V	1~ / 50 / 220-240	1~ / 50 / 220-240	1~ / 50 / 220-240	1~ / 50 / 220-240
	Unit	Indoor	Indoor	Outdoor	Outdoor
Power input cooling / heating	W	640 / 650	980 / 920	1620 / 1650	1940 / 1910
Rated power input cooling / heating	W	1300 / 1700	1450 / 1700	2450 / 2500	3050 / 4000
Power current cooling / heating	A	2,8 / 2,8	4,3 / 4,0	7,2 / 7,1	9,0 / 9,0
SEER / SCOP	W/W	6,5 / 4,0	6,6 / 4,0	5,6 / 3,8	5,8 / 3,8
Energy class	-	A++ / A+	A++ / A+	A+ / A	A+ / A
Air flow <sup>1)</sup>	m <sup>3</sup> /h	600 / 500 / 400 / 300	600 / 500 / 400 / 300	850 / 780 / 740 / 300	1000 / 800 / 700 / 600
Sound pressure level <sup>1)</sup>	dB(A)	41 / 35 / 30 / 23	42 / 36 / 31 / 26	48 / 46 / 37 / 33	50 / 45 / 39 / 36
Sound pressure level <sup>1)</sup>	dB(A)	49	50	56	58 / 52 / 50
Air flow <sup>1)</sup>	m <sup>3</sup> /h	1800	2000	3200	4000
Dehumidifying volume	l/h	0,8	1,4	1,8	2,5
Refrigerant type / charge	Type / kg	R410A / 1,2	R410A / 1,3	R410A / 1,3	R410A / 2,0
Pipe diameter	Liquid side	inch / mm	¼ / 6,4	¼ / 6,4	¼ / 6,4
	Gas side	inch / mm	¾ / 9,5	¾ / 9,5	¾ / 12,7
Standard pipe length	m	5,0	5,0	5,0	5,0
Max. pipe length	m	15,0	20,0	25,0	25,0
Elevation / Drop height	Max	m	10,0	10,0	10,0
Additional refrigerant	g/m	20,0	20,0	20,0	50,0
Dimension (w x h x d) <sup>1)</sup> / <sup>1)</sup> / <sup>1)</sup>	mm	845x275x189	845x275x189	945x298x211	1018x315x223
	mm	848x540x320	899x596x378	963x700x396	1000x790x427
Net weight <sup>1)</sup> / <sup>1)</sup>	kg	10,0 / 36,0	10,0 / 43,0	12,0 / 48,0	14,0 / 68,0
Operating temperature range	Cooling	°C	-15 ~ 43	-15 ~ 43	-15 ~ 43
	Heating	°C	-20 ~ 24	-20 ~ 24	-20 ~ 24

The specification of products is subject to change based on further development of the units by the producer and can be changed without prior notice. Data is based on the following conditions: Length of connection pipe: 5m / Cooling: indoor temperature 27°C DB/19°C WB, outdoor temperature 35°C DB/24°C WB / Heating condition: indoor temperature 20°C DB/- WB, outdoor temperature 7°C DB/6°C WB. SEER/SCOP was calculated according to EN14825 for average season at part load conditions.

## MULTI SYSTEM SERIES

MC-C12AI  
MC-C18AI  
MC-C24AI  
MC-F09AI  
MC-F12AI  
MC-F18AI  
MC-F24AI

MC-D09AI  
MC-D12AI  
MC-D18AI  
MC-D24AI

**NEW**

MS-E18AI  
MS-E24AI  
MS-E28AI  
MS-E36AI  
MC-E42AI

**NEW**

MS-H07AIC PT  
MS-H09AIC PT  
MS-H12AIC PT  
MS-H18AIC PT

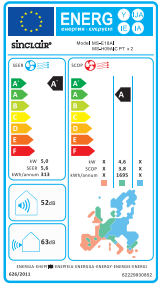
**NEW**

MS-P09AI  
MS-P12AI  
MS-P18AI

**NEW**

MS-H09AISW PT  
MS-H12AISW PT





## FLEXIBLE INVERTER AIR CONDITIONERS



**PLASMA+TEC**  
**DC INVERTER**



ALL POSSIBLE COMBINATIONS OF INDOOR UNITS ARE LISTED IN COMBINATION TABLE.

MC-E42AI



MS-HXXAI PT



MS-HXXAI SW



MS-PXXAI



MC-FXXAI



### FEATURES OF MULTI SYSTEM

- Powerful Japanese compressor technology
- 3-year warranty
- R410a environmentally friendly refrigerant
- Flexible installation
- Free combination up to 5 indoor units
- Autorestart function
- Precise temperature control

SERIES		MULTI SYSTEM-OUTDOOR UNITS				
MODEL		MS-E18AI	MS-E24AI	MS-E28AI	MS-E36AI	MC-E42AI
Capacity cooling / heating	kW	5,0(2,1-6,2)/5,6(2,5-6,7)	7,1(2,2-10,0)/8,5(3,6-11,0)	8,0(2,2-10,0)/9,3(2,8-11,0)	10,5(2,1-11,0)/12,0(2,6-13,0)	12,1(2,1-13,6)/13,0(2,6-14,0)
Power input cooling / heating	kW	1,55(0,5-2,55)/1,55(0,58-2,70)	2,40(0,65-4,55)/2,35(0,98-3,95)	2,49(0,65-4,55)/2,58(0,98-3,95)	3,50/3,75	3,59/3,55
Power current cooling / heating	A	6,88/6,88	10,91/11,36	11,05/11,45	15,42/15,20	16,43/16,22
Power supply	Hz/V	1~ / 50 / 220-240	1~ / 50 / 220-240	1~ / 50 / 220-240	1~ / 50 / 220-240	1~ / 50 / 220-240
SEER / SCOP	W/W	5,6 / 3,8	5,1 / 3,8	5,1 / 3,8	5,5/3,8	5,1 / 3,8
Energy class	-	A+ / A	A / A	A / A	A / A	A / A
Air flow	m³/h	3200	4000	4000	5200	5500
Sound pressure level	dB(A)	56	58	58	60	61
Refrigerant	Type / charge (kg)	R410A/1,4	R410A/2,2	R410A/2,2	R410A/4,3	R410A/4,8
Pipe diameter	Liquid side mm x qty	6,4x2	6,4x3	6,4x4	6,4x3+9,5x1	6,4x4 + 9,5x1
	Gas side mm x qty	9,5x2	9,5x3	9,5x4	9,5x2+12,7x1+15,9x1	9,5x2 + 12,7x2 + 15,9x1
Length of connection pipe	Max m	20	60	70	70	80
Elevation / Drop height	Max m	10	10	10	15	15
Dimension (w x h x d)	mm	963x700x396	1001x790x427	1001x790x427	1015x1103x440	1015x1103x440
Net weight	kg	50	69	69	94	102
Operating temperature range	Cooling °C	-15 ~ 48	-15 ~ 48	-15 ~ 48	-15 ~ 48	-15 ~ 48
	Heating °C	-15 ~ 24	-15 ~ 24	-15 ~ 24	-15 ~ 27	-15 ~ 27

The specification of products is subject to change based on further development of the units by the producer and can be changed without prior notice. Data is based on the following conditions: Length of connection pipe: 5m / Cooling: indoor temperature 27°C DB/19°C WB, outdoor temperature 35°C DB/24°C WB / Heating condition: indoor temperature 20°C DB/- WB, outdoor temperature 7°C DB/6°C WB. SEER/SCOP was calculated according to EN14825 for average season at part load conditions.

## OUTDOOR UNIT-COMBINATION TABLE (unit: kW)

MS-E18AI		MS-E24AI		MS-E28AI			
1 model	2 models	2 models	3 models	2 models	3 models	4 models	
2,1	2,1+2,1	2,1+2,1	2,1+2,1+2,1	2,1+2,1	2,1+2,1+2,1	2,1+2,1+2,1+2,1	
2,6	2,1+3,5	2,1+3,5	2,1+2,1+5,0	2,1+3,5	2,1+2,1+5,0	2,1+2,1+2,1+5,0	
3,5	2,6+3,5	2,6+2,6	2,1+2,6+5,0	2,6+2,6	2,1+2,6+5,0	2,1+2,1+2,6+5,0	
	2,1+2,6	2,6+5,0	2,6+2,6+3,5	2,6+5,0	2,6+2,6+2,6	2,1+2,6+2,6+3,5	
	2,6+2,6	3,5+5,0	3,5+3,5+3,5	3,5+5,0	2,6+3,5+3,5	2,6+2,6+3,5+3,5	
		2,1+2,6	2,1+2,1+2,6	2,1+2,6	3,5+3,5+5,0	2,1+2,1+2,1+2,6	
		2,1+5,0	2,1+2,6+2,6	2,1+5,0	2,1+2,1+2,6	2,1+2,1+2,6+2,6	
		2,6+3,5	2,1+3,5+3,5	2,6+3,5	2,1+2,6+2,6	2,1+2,1+3,5+3,5	
		3,5+3,5	2,6+2,6+5,0	3,5+3,5	2,1+3,5+3,5	2,6+2,6+2,6+2,6	
		5,0+5,0	2,1+2,1+3,5	5,0+5,0	2,6+2,6+3,5	2,1+2,1+2,1+3,5	
			2,1+2,6+3,5		2,6+3,5+5,0	2,1+2,1+2,6+3,5	
			2,6+2,6+2,6		2,1+2,1+3,5	2,1+2,6+2,6+2,6	
			2,6+3,5+3,5		2,1+2,6+3,5	2,6+2,6+2,6+3,5	
					2,1+3,5+5,0		
					2,6+2,6+5,0		
					3,5+3,5+3,5		
MS-E36AI							
2 models		3 models			4 models		
2,1+2,1	2,6+7,1	2,1+2,1+2,1	2,1+3,5+5,0	2,6+3,5+5,0	2,1+2,1+2,1+2,1	2,1+2,1+5,0+5,0	2,6+2,6+2,6+2,6
2,1+2,6	3,5+3,5	2,1+2,1+2,6	2,1+3,5+7,1	2,6+3,5+7,1	2,1+2,1+2,1+2,6	2,1+2,6+2,6+2,6	2,6+2,6+2,6+3,5
2,1+3,5	3,5+5,0	2,1+2,1+3,5	2,1+5,0+5,0	2,6+5,0+5,0	2,1+2,1+2,1+3,5	2,1+2,6+2,6+3,5	2,6+2,6+2,6+5,0
2,1+5,0	3,5+7,1	2,1+2,1+5,0	2,1+5,0+7,1	2,6+5,0+7,1	2,1+2,1+2,1+5,0	2,1+2,6+2,6+5,0	2,6+2,6+2,6+7,1
2,1+7,1	5,0+5,0	2,1+2,1+7,1	2,6+2,6+2,6	3,5+3,5+3,5	2,1+2,1+2,1+7,1	2,1+2,6+2,6+7,1	2,6+2,6+3,5+3,5
2,6+2,6	5,0+7,1	2,1+2,6+2,6	2,6+2,6+3,5	3,5+3,5+5,0	2,1+2,1+2,6+2,6	2,1+2,6+3,5+3,5	2,6+2,6+3,5+5,0
2,6+3,5	7,1+7,1	2,1+2,6+3,5	2,6+2,6+5,0	3,5+3,5+7,1	2,1+2,1+2,6+3,5	2,1+2,6+3,5+5,0	2,6+2,6+5,0+5,0
2,6+5,0		2,1+2,6+5,0	2,6+2,6+7,1	3,5+5,0+5,0	2,1+2,1+2,6+5,0	2,1+2,6+5,0+5,0	2,6+3,5+3,5+3,5
		2,1+2,6+7,1	2,6+3,5+3,5	5,0+5,0+5,0	2,1+2,1+2,6+7,1	2,1+3,5+3,5+3,5	2,6+3,5+3,5+5,0
		2,1+3,5+3,5			2,1+2,1+3,5+3,5	2,1+3,5+3,5+5,0	3,5+3,5+3,5+3,5
					2,1+2,1+3,5+5,0		

## MULTI SYSTEM SERIES

MC-E42AI									
2 models		3 models			4 models			5 models	
2,1+2,1	2,6+7,1	2,1+2,1+2,1	2,1+3,5+7,1	2,6+5,0+5,0					
2,1+2,6	3,5+3,5	2,1+2,1+2,6	2,1+5,0+5,0	2,6+5,0+7,1					
2,1+3,5	3,5+5,0	2,1+2,1+3,5	2,1+5,0+7,1	2,6+7,1+7,1					
2,1+5,0	3,5+7,1	2,1+2,1+5,0	2,1+7,1+7,1	3,5+3,5+3,5					
2,1+7,1	5,0+5,0	2,1+2,1+7,1	2,6+2,6+2,6	3,5+3,5+5,0					
2,6+2,6	5,0+7,1	2,1+2,6+2,6	2,6+2,6+3,5	3,5+3,5+7,1					
2,6+3,5	7,1+7,1	2,1+2,6+3,5	2,6+2,6+5,0	3,5+5,0+5,0					
2,6+5,0		2,1+2,6+5,0	2,6+2,6+7,1	3,5+5,0+7,1					
		2,1+2,6+7,1	2,6+3,5+3,5	3,5+7,1+7,1					
		2,1+3,5+3,5	2,6+3,5+5,0	5,0+5,0+5,0					
		2,1+3,5+5,0	2,6+3,5+7,1	5,0+5,0+7,1					
4 models				5 models					
2,1+2,1+2,1+2,1	2,1+2,1+5,0+5,0	2,1+3,5+3,5+5,0	2,6+2,6+5,0+5,0	2,1+2,1+2,1+2,1+2,1	2,1+2,1+2,1+5,0+5,0	2,1+2,6+2,6+2,6+2,6	2,6+2,6+2,6+2,6+2,6		
2,1+2,1+2,1+2,6	2,1+2,1+5,0+7,1	2,1+3,5+3,5+7,1	2,6+2,6+5,0+7,1	2,1+2,1+2,1+2,1+2,6	2,1+2,1+2,6+2,6+2,6	2,1+2,6+2,6+2,6+3,5	2,6+2,6+2,6+2,6+3,5		
2,1+2,1+2,1+3,5	2,1+2,6+2,6+2,6	2,1+3,5+5,0+5,0	2,6+3,5+3,5+3,5	2,1+2,1+2,1+2,1+3,5	2,1+2,1+2,6+2,6+3,5	2,1+2,6+2,6+2,6+5,0	2,6+2,6+2,6+2,6+5,0		
2,1+2,1+2,1+5,0	2,1+2,6+2,6+3,5	2,1+3,5+5,0+7,1	2,6+3,5+3,5+5,0	2,1+2,1+2,1+2,1+5,0	2,1+2,1+2,6+2,6+5,0	2,1+2,6+2,6+2,6+7,1	2,6+2,6+2,6+2,6+7,1		
2,1+2,1+2,1+7,1	2,1+2,6+2,6+5,0	2,1+5,0+5,0+5,0	2,6+3,5+3,5+7,1	2,1+2,1+2,1+2,1+7,1	2,1+2,1+2,6+2,6+7,1	2,1+2,6+2,6+3,5+3,5	2,6+2,6+2,6+3,5+3,5		
2,1+2,1+2,6+2,6	2,1+2,6+2,6+7,1	2,6+2,6+2,6+2,6	2,6+3,5+5,0+5,0	2,1+2,1+2,1+2,6+2,6	2,1+2,1+2,6+3,5+3,5	2,1+2,6+2,6+3,5+5,0	2,6+2,6+2,6+3,5+5,0		
2,1+2,1+2,6+3,5	2,1+2,6+3,5+3,5	2,6+2,6+2,6+3,5	2,6+5,0+5,0+5,0	2,1+2,1+2,1+2,6+3,5	2,1+2,1+2,6+3,5+5,0	2,1+2,6+2,6+3,5+7,1	2,6+2,6+2,6+5,0+5,0		
2,1+2,1+2,6+5,0	2,1+2,6+3,5+5,0	2,6+2,6+2,6+5,0	3,5+3,5+3,5+3,5	2,1+2,1+2,1+2,6+5,0	2,1+2,1+2,6+3,5+7,1	2,1+2,6+2,6+5,0+5,0	2,6+2,6+3,5+3,5+3,5		
2,1+2,1+2,6+7,1	2,1+2,6+3,5+7,1	2,6+2,6+2,6+7,1	3,5+3,5+3,5+5,0	2,1+2,1+2,1+2,6+7,1	2,1+2,1+2,6+5,0+5,0	2,1+2,6+3,5+3,5+3,5	2,6+2,6+3,5+3,5+5,0		
2,1+2,1+3,5+3,5	2,1+2,6+5,0+5,0	2,6+2,6+3,5+3,5	3,5+3,5+3,5+7,1	2,1+2,1+2,1+3,5+3,5	2,1+2,1+3,5+3,5+3,5	2,1+2,6+3,5+3,5+5,0	2,6+3,5+3,5+3,5+3,5		
2,1+2,1+3,5+5,0	2,1+2,6+5,0+7,1	2,6+2,6+3,5+5,0	3,5+3,5+5,0+5,0	2,1+2,1+2,1+3,5+5,0	2,1+2,1+3,5+3,5+5,0	2,1+2,6+3,5+3,5+3,5	2,6+3,5+3,5+3,5+5,0		
2,1+2,1+3,5+7,1	2,1+3,5+3,5+3,5	2,6+2,6+3,5+7,1		2,1+2,1+2,1+3,5+7,1	2,1+2,1+3,5+5,0+5,0	2,1+3,5+3,5+3,5+5,0	3,5+3,5+3,5+3,5+3,5		

When indoor rated total capacity exceeds the outdoor rated capacity, it cannot be ensured that each indoor unit actual running capacity could reach its value required by rated capacity. For MS-E28AI, MS-E36AI, MC-E42AI it is not allowed to install one indoor unit only. If the specification of outdoor unit gas valve is 3/8, but customer needs to install 5,3kW or 7,1kW indoor unit. Customer needs to use a "pipe joint subassembly" to make a conversion joint with outdoor unit gas valve and connection pipe.

## INDOOR UNITS

TYPE		WALL MOUNTED			
MODEL		MS-H07AIC PT	MS-H09AIC PT	MS-H12AIC PT	MS-H18AIC PT
Capacity cooling / heating	kW	2,1 / 2,6	2,6 / 2,8	3,5 / 3,8	5,3 / 5,8
Power supply	Hz/V	1~ / 50 / 220-240	1~ / 50 / 220-240	1~ / 50 / 220-240	1~ / 50 / 220-240
Sound pressure level	dB(A)	36 / 34 / 31 / 28	37 / 34 / 31 / 28	38 / 34 / 32 / 30	46 / 43 / 40 / 36
Air flow	m³/h	450 / 410 / 380 / 320	500 / 410 / 380 / 320	630 / 500 / 420 / 350	850 / 780 / 650 / 550
Pipe diameter	Liquid side	inch / mm	¼ / 6,4	¼ / 6,4	¼ / 6,4
	Gas side	inch / mm	¾ / 9,5	¾ / 9,5	¾ / 9,5
Dimension (w x h x d)	mm	790x265x170	790x265x170	845x275x180	940x298x200
Net weight	kg	9,0	9,0	10,0	13,0
Controller	Type	remote	remote	remote	remote

TYPE		FLOOR CEILING			
MODEL		MC-F09AI	MC-F12AI	MC-F18AI	MC-F24AI
Capacity cooling / heating	kW	2,5 / 2,8	3,5 / 3,9	5,0 / 5,5	7,1 / 8,0
Power supply	Hz/V	1~ / 50 / 220-240	1~ / 50 / 220-240	1~ / 50 / 220-240	1~ / 50 / 220-240
Sound pressure level	dB(A)	40 / 36	40 / 36	45 / 40	48 / 40
Air flow	m³/h	650	650	950	1250
Pipe diameter	Liquid side	inch / mm	¼ / 6,4	¼ / 6,4	¾ / 9,5
	Gas side	inch / mm	¾ / 9,5	¾ / 9,5	½ / 12,7
Dimension (w x h x d)	mm	1220x700x225	1220x700x225	1220x700x225	1220x700x225
Net weight	kg	40,0	40,0	40,0	45,0
Controller	Type	remote & wired	remote & wired	remote & wired	remote & wired

TYPE		CASSETTE		
MODEL		MC-C12AI	MC-C18AI	MC-C24AI
Capacity cooling / heating	kW	3,5 / 4,0	5,0 / 5,5	7,1 / 8,0
Power supply	Hz/V	1~ / 50 / 220-240	1~ / 50 / 220-240	1~ / 50 / 220-240
Sound pressure level	dB(A)	46	46	39 / 35
Air flow	m³/h	600	680	1180
Pipe diameter	Liquid side	inch / mm	¼ / 6,4	¾ / 9,5
	Gas side	inch / mm	¾ / 9,5	½ / 12,7
Dimension (w x h x d)	mm	570x570x230	570x570x230	840x840x240
Dimension-panel (w x h x d)	mm	650x650x50	650x650x50	950x950x60
Net weight unit/panel	kg	18,0 / 2,5	18,0 / 2,5	30,0 / 6,5
Controller	Type	remote & wired	remote & wired	remote & wired

TYPE		DUCT			
MODEL		MC-D09AI	MC-D12AI	MC-D18AI	MC-D24AI
Capacity cooling / heating	kW	2,5 / 2,8	3,5 / 3,9	5,0 / 5,5	7,1 / 8,0
Power supply	Hz/V	1~ / 50 / 220-240	1~ / 50 / 220-240	1~ / 50 / 220-240	1~ / 50 / 220-240
Sound pressure level	dB(A)	37 / 31	39 / 32	40 / 33	42 / 34
Air flow	m³/h	450	500	700	1000
Pipe diameter	Liquid side	inch / mm	¼ / 6,4	¼ / 6,4	¾ / 9,5
	Gas side	inch / mm	¾ / 9,5	¾ / 9,5	½ / 12,7
ESP (Range)	Pa	0-15	0-15	0-15	0-15
Dimension (w x h x d)	mm	700x615x200	700x615x200	900x615x200	1100x615x200
Net weight	kg	22	23	27	31
Controller	Type	wired	wired	wired	wired

Model		MS-E18AI	MS-E24AI	MS-E28AI	MS-E36AI	MC-E42AI
Max. connection pipe length	m	20	60	70	70	80
Max. connection pipe length (One indoor unit)	m	10	20	20	20	25
Max. installation altitude	Outdoor unit is installed under the lower side of indoor unit	m	5	10	10	15
	Outdoor unit is installed on the upper side of indoor unit	m	5	10	10	15
Max. connection pipe length (Under the condition of no need to charge the refrigerant, liquid pipe total length)	m	10	30	40	40	50
Refrigerant charge volume	g/m	20				22

The specification of products is subject to change based on further development of the units by the producer and can be changed without prior notice.  
 Data is based on the following conditions: Length of connection pipe: 5m / Cooling: indoor temperature 27°C DB/19°C WB, outdoor temperature 35°C DB/24°C WB /  
 Heating condition: indoor temperature 20°C DB/- WB, outdoor temperature 7°C DB/6°C WB.

## MULTI SYSTEM - WALL MOUNTED INDOOR UNITS



PLASMA+TEC

MS-HXXAISW PT



## MULTI SYSTEM SERIES

### FEATURES OF MULTI SYSTEM WALL MOUNTED UNITS

- 3-year warranty
- R410a environmentally friendly refrigerant
- Slim design
- Quiet design
- Standard filters-biological anti-bacteria and electrostatic dust filter
- Color designs - white

SERIES			WALL MOUNTED	
MODEL			MS-H09AISW PT	MS-H12AISW PT
Capacity cooling / heating	kW		2,6 / 2,8	3,5 / 3,8
Power supply	Hz/V		1~ / 50 / 220-240	1~ / 50 / 220-240
Air flow	m³/h		260-450	280-560
Sound pressure level	dB(A)		25/26/28/30/32/35/38	26/27/29/31/34/37/39
Dehumidifying volume	l/h		0,8	1,4
Pipe diameter	Liquid side	inch / mm	¼ / 6,4	¼ / 6,4
	Gas side	inch / mm	¾ / 9,5	¾ / 9,5
Dimension (w x h x d)	mm		860x299x153	896x320x159
Net weight	kg		9,5	10,0
Controller	Type		remote	remote

The specification of products is subject to change based on further development of the units by the producer and can be changed without prior notice. Data is based on the following conditions: Length of connection pipe: 5m / Cooling: indoor temperature 27°C DB/19°C WB, outdoor temperature 35°C DB/24°C WB / Heating condition: indoor temperature 20°C DB/- WB, outdoor temperature 7°C DB/6°C WB.



## MULTI SYSTEM - CONSOLE INDOOR UNITS



MS-PXXAI



### FEATURES OF MULTI SYSTEM - CONSOLE UNITS

#### NEW CONTROL SYSTEM

There are two switches on the outdoor main board:

SA1 - set master and slave indoor unit

SA2 - mode lock cooling/heating (not available for wall mounted units)

SERIES			CONSOLE		
MODEL			MS-P09AI	MS-P12AI	MS-P18AI
Capacity cooling / heating	kW		2,6 / 2,8	3,5 / 3,8	5,3 / 5,8
Power supply	Hz/V		1~ / 50 / 220-240	1~ / 50 / 220-240	1~ / 50 / 220-240
Air flow	m³/h		250-500	280-600	320-650
Sound pressure level	dB(A)		25/27/30/33/36/38/40	27/32/35/37/38/40/42	32/35/37/41/44/46/48
Dehumidifying volume	l/h		0,8	1,4	1,8
Pipe diameter	Liquid side	inch / mm	¼ / 6,4	¼ / 6,4	¼ / 6,4
	Gas side	inch / mm	¾ / 9,5	¾ / 9,5	¾ / 9,5
Dimension (w x h x d)	mm		700x600x215	700x600x215	700x600x215
Net weight	kg		15,0	15,0	15,0
Controller	Type		remote	remote	remote

The specification of products is subject to change based on further development of the units by the producer and can be changed without prior notice. Data is based on the following conditions: Length of connection pipe: 5m / Cooling: indoor temperature 27°C DB/19°C WB, outdoor temperature 35°C DB/24°C WB / Heating condition: indoor temperature 20°C DB/- WB, outdoor temperature 7°C DB/6°C WB.

## NEW UNI DC INVERTER SERIES

### FLOOR CEILING UNITS

ASF-09AIN  
ASF-12AIN  
ASF-18AIN  
ASF-24AIN  
ASF-36AIN  
ASF-42AIN  
ASF-48AIN  
ASF-60AIN

### CASSETTE UNITS

ASC-12AIN  
ASC-18AIN  
ASC-24AIN  
ASC-36AIN  
ASC-42AIN  
ASC-48AIN  
ASC-60AIN

### DUCT UNITS

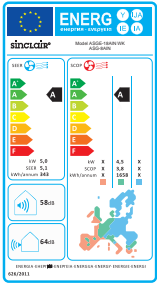
ASD-09AIN  
ASD-12AIN  
ASD-18AIN  
ASD-24AIN  
ASD-36AIN  
ASD-42AIN  
ASD-48AIN  
ASD-60AIN

### OUTDOOR UNITS

ASGE-09AIN WK  
ASGE-12AIN WK  
ASGE-18AIN WK  
ASGE-24AIN WK  
ASGE-36AIN WK  
ASGE-36AIN-3 WK  
ASGE-42AIN-3 WK  
ASGE-48AIN-3 WK  
ASGE-60AIN-3 WK



## FLOOR CEILING UNITS



**DC INVERTER**



ASF-24AIN



### FEATURES OF NEW UNI DC INVERTER FLOOR CEILING UNITS

- Anticorrosion treatment of heat exchangers
- Powerful Japanese compressor technology
- 3-year warranty
- R410a environmentally friendly refrigerant
- Autorestart function
- Silent operation

#### OPTIONAL ACCESSORIES:

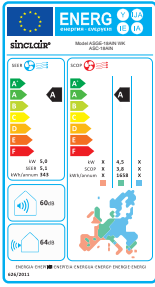
SCC-16      SDM-01



SERIES		NEW UNI DC INVERTER FLOOR-CEILING									
MODEL <sup>①</sup>		ASF-09AIN	ASF-12AIN	ASF-18AIN	ASF-24AIN	ASF-36AIN	ASF-36AIN	ASF-42AIN	ASF-48AIN	ASF-60AIN	
MODEL <sup>②</sup>		ASGE-09AIN WK	ASGE-12AIN WK	ASGE-18AIN WK	ASGE-24AIN WK	ASGE-36AIN WK	ASGE-36AIN-3 WK	ASGE-42AIN-3 WK	ASGE-48AIN-3 WK	ASGE-60AIN-3 WK	
Capacity cooling / heating	kW	2,7(0,8-3,5)/ 2,9(0,8-3,8)	3,5(0,9-3,9)/ 3,8(0,9-4,1)	5,0(1,6-5,8)/ 5,6(1,4-6,8)	7,0(2,4-8,2)/ 8,0(2,4-9,0)	10,0(3,2-11,5)/ 12,0(2,9-14,5)	10,0(3,2-11,5)/ 12,0(2,9-14,5)	11,5(3,6-12,5)/ 13,5(3,9-15,5)	14,0(6,0-14,8)/ 16,0(5,2-18,0)	16,0(7,4-16,5)/ 16,5(6,2-18,5)	
Power supply <sup>①</sup>	Hz/V	1~ / 50 / 220-240	1~ / 50 / 220-240	1~ / 50 / 220-240	1~ / 50 / 220-240	1~ / 50 / 220-240	1~ / 50 / 220-240	1~ / 50 / 220-240	1~ / 50 / 220-240	1~ / 50 / 220-240	
Power supply <sup>②</sup>	Hz/V	1~ / 50 / 220-240	1~ / 50 / 220-240	1~ / 50 / 220-240	1~ / 50 / 220-240	1~ / 50 / 220-240	3~ / 50 / 380-415	3~ / 50 / 380-415	3~ / 50 / 380-415	3~ / 50 / 380-415	
Power input cooling / heating <sup>③</sup>	kW	0,84 / 0,80	1,09 / 1,05	1,55 / 1,55	2,18 / 2,21	3,20 / 3,40	3,20 / 3,40	3,90 / 3,70	4,80 / 4,30	5,70 / 4,60	
Current cooling / heating <sup>③</sup>	A	3,9 / 3,7	5,0 / 4,9	7,2 / 7,2	10,10 / 10,20	15,00 / 15,80	4,9 / 4,6	5,2 / 5,1	6,2 / 6,5	7,4 / 7,2	
SEER / SCOP	W/W	5,1 / 3,8	5,1 / 3,8	5,1 / 3,8	5,1 / 3,8	5,1 / 3,8	5,1 / 3,8	5,1 / 3,8	5,1 / 3,8	5,1 / 3,8	
Energy class	-	A / A	A / A	A / A	A / A	A / A	A / A	A / A	A / A	A / A	
Air flow <sup>①</sup>	m³/h	600 / 550 / 450	700 / 600 / 500	1000 / 900 / 800	1200 / 1000 / 900	1900 / 1630 / 1520	1900 / 1630 / 1520	1900 / 1630 / 1520	2300 / 2100 / 1900	2500 / 2100 / 1900	
Sound pressure level <sup>①</sup>	dB(A)	37 / 35 / 32 / 28	40 / 38 / 35 / 31	44 / 42 / 38 / 32	49 / 48 / 46 / 40	54 / 53 / 51 / 46	54 / 53 / 51 / 46	55 / 54 / 52 / 47	57 / 55 / 50 / 46	58 / 56 / 51 / 46	
Sound pressure level <sup>②</sup>	dB(A)	52	52	56	57	63	63	64	64	68	
Air flow <sup>②</sup>	m³/h	1800	1800	3200	4000	5100	5100	6600	6600	8800	
Refrigerant	Type / charge (kg)	R410A / 1,2	R410A / 1,2	R410A / 1,4	R410A / 2,2	R410A / 3,4	R410A / 3,5	R410A / 3,7	R410A / 4,0	R410A / 5,0	
Pipe diameter	inch / mm	¼ / 6,4	¼ / 6,4	¼ / 6,4	¾ / 9,5	¾ / 9,5	¾ / 9,5	¾ / 9,5	¾ / 9,5	¾ / 9,5	
	Gas inch / mm	¾ / 9,5	¾ / 9,5	¾ / 12,7	¾ / 15,9	¾ / 15,9	¾ / 15,9	¾ / 15,9	¾ / 15,9	¾ / 19,1	
Length of connection pipe	Max	20	20	20	30	50	50	50	50	50	
Elevation / Drop height	Max	15	15	15	15	30	30	30	30	30	
Dimension (w x h x d)	Indoor	mm	1220x225x700	1220x225x700	1220x225x700	1220x225x700	1420x245x700	1420x245x700	1420x245x700	1700x245x700	1700x245x700
	Outdoor	mm	848x540x320	848x540x320	955x700x396	980x790x427	1107x1100x440	1107x1100x440	958x1349x412	958x1349x412	1085x1365x427
Net weight <sup>①/②</sup>	kg	38 / 34	39 / 34	39 / 47	40 / 67	48 / 92	48 / 98	50 / 108	59 / 114	59 / 126	
Operating temperature range	Cooling	°C	-15 ~ 48	-15 ~ 48	-15 ~ 48	-15 ~ 48	-15 ~ 48	-15 ~ 48	-15 ~ 48	-15 ~ 48	
	Heating	°C	-15 ~ 24	-15 ~ 24	-15 ~ 24	-15 ~ 24	-15 ~ 24	-15 ~ 24	-15 ~ 24	-15 ~ 24	

The specification of products is subject to change based on further development of the units by the producer and can be changed without prior notice. Data is based on the following conditions: Length of connection pipe: 5m / Cooling: indoor temperature 27°C DB/19°C WB, outdoor temperature 35°C DB/24°C WB / Heating condition: indoor temperature 20°C DB/- WB, outdoor temperature 7°C DB/6°C WB. SEER/SCOP was calculated according to EN14825 for average season at part load conditions.


## CASSETTE UNITS



### DC INVERTER



ASC-XXAIN



## NEW UNI DC INVERTER SERIES

### FEATURES OF NEW UNI DC INVERTER CASSETTE UNITS

- Anticorrosion treatment of heat exchangers
- Powerful Japanese compressor technology
- 3-year warranty
- R410a environmentally friendly refrigerant
- Autorestart function
- 3-D spiral fan
- Condensate lift pump

#### OPTIONAL ACCESSORIES:

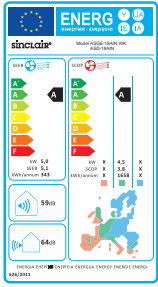
SCC-16

SDM-01



SERIES		NEW UNI DC INVERTER CASSETTE								
MODEL <sup>1)</sup>		ASC-12AIN	ASC-18AIN	ASC-24AIN	ASC-36AIN	ASC-36AIN	ASC-42AIN	ASC-48AIN	ASC-60AIN	
MODEL <sup>2)</sup>		ASGE-12AIN WK	ASGE-18AIN WK	ASGE-24AIN WK	ASGE-36AIN WK	ASGE-36AIN-3 WK	ASGE-42AIN-3 WK	ASGE-48AIN-3 WK	ASGE-60AIN-3 WK	
Capacity cooling / heating	kW	3,5(0,9-3,9)/ 3,8(0,9-4,1)	5,0(1,6-5,8)/ 5,5(1,4-6,5)	7,0(2,4-8,5)/ 8,0(2,4-9,5)	10,0(3,2-11,5)/ 12,0(2,9-14,5)	10,0(3,2-11,5)/ 12,0(2,9-14,5)	11,0(3,3-12,0)/ 12,5(3,6-15,0)	14,0(6,0-14,8)/ 16,0(5,2-18,0)	16,0(7,4-16,5)/ 16,5(6,2-18,5)	
Power supply <sup>1)</sup>	Hz/V	1~/50/220-240	1~/50/220-240	1~/50/220-240	1~/50/220-240	1~/50/220-240	1~/50/220-240	1~/50/220-240	1~/50/220-240	
Power supply <sup>2)</sup>	Hz/V	1~/50/220-240	1~/50/220-240	1~/50/220-240	1~/50/220-240	3~/50/380-415	3~/50/380-415	3~/50/380-415	3~/50/380-415	
Power input cooling / heating <sup>3)</sup>	kW	1,09 / 1,05	1,55 / 1,64	2,18 / 2,21	3,20 / 3,50	3,20 / 3,50	3,90 / 3,80	4,60 / 4,50	5,70 / 4,60	
Current cooling / heating <sup>3)</sup>	A	5,0 / 4,9	7,2 / 7,2	10,10 / 10,20	15,00 / 15,80	4,9 / 4,7	5,4 / 4,9	6,4 / 6,7	7,8 / 7,4	
SEER / SCOP	W/W	5,1 / 3,8	5,1 / 3,8	5,1 / 3,8	5,1 / 3,8	5,1 / 3,8	5,1 / 3,8	5,1 / 3,8	5,1 / 3,8	
Energy class	-	A / A	A / A	A / A	A / A	A / A	A / A	A / A	A / A	
Sound pressure level <sup>1)</sup>	dB(A)	46 / 45 / 43 / 37	47 / 46 / 44 / 37	47 / 46 / 42 / 38	51 / 49 / 46 / 43	51 / 49 / 46 / 43	51 / 49 / 46 / 43	53 / 52 / 47 / 41	54 / 53 / 47 / 41	
Sound pressure level <sup>2)</sup>	dB(A)	52	56	57	63	63	64	64	68	
Air flow <sup>1)</sup> / <sup>2)</sup>	m <sup>3</sup> /h	700 / 1800	760 / 3200	1300 / 4000	1860 / 5100	1860 / 5100	1860 / 6600	2300 / 6600	2400 / 8800	
Refrigerant	Type / charge (kg)	R410A / 1,2	R410A / 1,4	R410A / 2,2	R410A / 3,5	R410A / 3,5	R410A / 3,7	R410A / 4,0	R410A / 5,0	
Pipe diameter	Liq. inch / mm	¾ / 6,4	¾ / 6,4	¾ / 9,5	¾ / 9,5	¾ / 9,5	¾ / 9,5	¾ / 9,5	¾ / 9,5	
	Gas inch / mm	¾ / 9,5	¾ / 12,7	¾ / 15,9	¾ / 15,9	¾ / 15,9	¾ / 15,9	¾ / 15,9	¾ / 19,1	
Length of connection pipe	Max m	20	20	30	50	50	50	50	50	
	Elevation / Drop height Max m	15	15	15	30	30	30	30	30	
Dimension (w x h x d) <sup>1)</sup>	mm	596x596x240	596x596x240	840x840x240	840x840x320	840x840x320	840x840x320	910x910x290	910x910x290	
Dimension (w x h x d) <sup>2)</sup> panel	mm	650x650x50	650x650x50	950x950x60	950x950x60	950x950x60	950x950x60	1040x1040x65	1040x1040x65	
Dimension (w x h x d) <sup>3)</sup>	mm	848x540x320	955x700x396	980x790x427	1107x1100x440	1107x1100x440	958x1349x412	958x1349x412	1085x1365x427	
Net weight <sup>1)</sup> / panel <sup>2)</sup>	kg	20 / 3,5 / 34	20 / 3,5 / 47	26 / 7,0 / 67	31 / 7,0 / 92	31 / 7,0 / 98	31 / 7,0 / 108	43 / 8,0 / 114	43 / 8,0 / 126	
Operating temperature range	Cooling °C	-15 ~ 48	-15 ~ 48	-15 ~ 48	-15 ~ 48	-15 ~ 48	-15 ~ 48	-15 ~ 48	-15 ~ 48	
	Heating °C	-15 ~ 24	-15 ~ 24	-15 ~ 24	-15 ~ 24	-15 ~ 24	-15 ~ 24	-15 ~ 24	-15 ~ 24	

The specification of products is subject to change based on further development of the units by the producer and can be changed without prior notice. Data is based on the following conditions: Length of connection pipe: 5m / Cooling: indoor temperature 27°C DB/19°C WB, outdoor temperature 35°C DB/24°C WB / Heating condition: indoor temperature 20°C DB/- WB, outdoor temperature 7°C DB/6°C WB. SEER/SCOP was calculated according to EN14825 for average season at part load conditions.



## DUCT UNITS

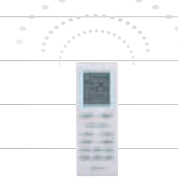


### DC INVERTER

ASD-60AIN



ASD-12AIN



### FEATURES OF NEW UNI DC INVERTER DUCT UNITS

- Anticorrosion treatment of heat exchangers
- Powerful Japanese compressor technology
- 3-year warranty
- R410a environmentally friendly refrigerant
- Autorestart function

#### OPTIONAL ACCESSORIES:

SCC-16

SDM-01



SERIES		NEW UNI DC INVERTER DUCT								
MODEL <sup>01</sup>		ASD-09AIN	ASD-12AIN	ASD-18AIN	ASD-24AIN	ASD-36AIN	ASD-36AIN	ASD-42AIN	ASD-48AIN	ASD-60AIN
MODEL <sup>00</sup>		ASGE-09AIN WK	ASGE-12AIN WK	ASGE-18AIN WK	ASGE-24AIN WK	ASGE-36AIN WK	ASGE-36AIN-3 WK	ASGE-42AIN-3 WK	ASGE-48AIN-3 WK	ASGE-60AIN-3 WK
Capacity cooling / heating	kW	2,7(0,8-3,4) / 2,9(0,8-3,7)	3,5(0,9-3,7) / 3,8(0,9-4,1)	5,0(1,6-5,5) / 5,6(1,4-6,8)	7,0(2,2-8,5) / 8,0(2,4-9,5)	10,0(3,2-11,5) / 12,0(2,9-14,5)	10,0(3,2-11,5) / 12,0(2,9-14,5)	11,5(3,6-12,5) / 13,5(3,9-15,5)	14,0(6,0-14,5) / 15,5(5,2-17,0)	16,0(7,4-16,5) / 16,5(6,2-18,5)
Power supply <sup>01</sup>	Hz/V	1~ / 50 / 220-240	1~ / 50 / 220-240	1~ / 50 / 220-240	1~ / 50 / 220-240	1~ / 50 / 220-240	1~ / 50 / 220-240	1~ / 50 / 220-240	1~ / 50 / 220-240	1~ / 50 / 220-240
Power supply <sup>00</sup>	Hz/V	1~ / 50 / 220-240	1~ / 50 / 220-240	1~ / 50 / 220-240	1~ / 50 / 220-240	1~ / 50 / 220-240	3~ / 50 / 380-415	3~ / 50 / 380-415	3~ / 50 / 380-415	3~ / 50 / 380-415
Power input cooling / heating <sup>00</sup>	kW	0,84 / 0,80	1,17 / 1,05	1,60 / 1,58	2,18 / 2,21	3,20 / 3,40	3,20 / 3,40	4,00 / 3,90	4,70 / 4,40	5,70 / 4,60
Current cooling / heating <sup>00</sup>	A	3,9 / 3,7	5,0 / 4,9	7,2 / 7,2	10,1 / 10,2	15,0 / 15,8	4,8 / 4,7	5,5 / 4,9	6,4 / 6,7	7,8 / 7,4
SEER / SCOP	W/W	5,1 / 3,8	5,1 / 3,8	5,1 / 3,8	5,1 / 3,8	5,1 / 3,8	5,1 / 3,8	5,1 / 3,8	5,1 / 3,8	5,1 / 3,8
Energy class	-	A / A	A / A	A / A	A / A	A / A	A / A	A / A	A / A	A / A
Sound pressure level <sup>01</sup>	dB(A)	36 / 35 / 33 / 28	37 / 36 / 34 / 28	40 / 39 / 36 / 28	47 / 46 / 44 / 40	53 / 52 / 48 / 44	53 / 52 / 48 / 44	53 / 52 / 48 / 44	55 / 53 / 49 / 45	56 / 55 / 51 / 46
Sound pressure level <sup>00</sup>	dB(A)	52	52	56	57	63	63	64	64	68
Air flow <sup>01/00</sup>	m <sup>3</sup> /h	650 / 1800	750 / 1800	1000 / 3200	1400 / 4000	2100 / 5100	2100 / 5100	2100 / 6600	2400 / 6600	3000 / 8800
External static pressure - rated / range	Pa	25 / 0-30	25 / 0-30	25 / 0-30	25 / 0-100	37 / 0-150	37 / 0-150	37 / 0-150	50 / 0-150	50 / 0-150
Refrigerant	Type / charge (kg)	R410A / 1,2	R410A / 1,2	R410A / 1,4	R410A / 2,2	R410A / 3,5	R410A / 3,5	R410A / 3,7	R410A / 4,0	R410A / 5,0
Pipe diameter	Liq. inch / mm	¾ / 6,4	¾ / 6,4	¾ / 6,4	¾ / 9,5	¾ / 9,5	¾ / 9,5	¾ / 9,5	¾ / 9,5	¾ / 9,5
	Gas inch / mm	¾ / 9,5	¾ / 9,5	¾ / 12,7	¾ / 15,9	¾ / 15,9	¾ / 15,9	¾ / 15,9	¾ / 15,9	¾ / 19,1
Length of connect. pipe	Max m	20	20	20	30	50	50	50	50	50
	Elevation / Drop height Max m	15	15	15	15	30	30	30	30	30
Dimension (w x h x d)	Indoor mm	883x250x665	998x266x721	998x266x721	1239x268x558	1226x290x775	1226x290x775	1226x290x775	1340x350x750	1340x350x750
	Outdoor mm	848x540x320	848x540x320	955x700x396	980x790x427	1107x1100x440	1107x1100x440	958x1349x412	958x1349x412	1085x1365x427
Net weight <sup>01/00</sup>	kg	26 / 34	33 / 34	33 / 47	34 / 67	46 / 92	46 / 98	46 / 108	56 / 114	57 / 126
Operating temperature range	Cooling °C	-15 ~ 48	-15 ~ 48	-15 ~ 48	-15 ~ 48	-15 ~ 48	-15 ~ 48	-15 ~ 48	-15 ~ 48	-15 ~ 48
	Heating °C	-15 ~ 24	-15 ~ 24	-15 ~ 24	-15 ~ 24	-15 ~ 24	-15 ~ 24	-15 ~ 24	-15 ~ 24	-15 ~ 24

The specification of products is subject to change based on further development of the units by the producer and can be changed without prior notice. Data is based on the following conditions: Length of connection pipe: 5m / Cooling: indoor temperature 27°C DB/19°C WB, outdoor temperature 35°C DB/24°C WB / Heating condition: indoor temperature 20°C DB/- WB, outdoor temperature 7°C DB/6°C WB. SEER/SCOP was calculated according to EN14825 for average season at part load conditions.

## UNI ON/OFF SERIES

### FLOOR CEILING UNITS

ASFU-48AN  
ASF-60A

### CASSETTE UNITS

ASCU-48AN

**NEW**

ASC-60A

### DUCT UNITS

ASDU-48AN  
ASDU-60A

### OUTDOOR UNITS

ASGE-48AN WK  
ASGE-60A WK



## UNI ON/OFF SPLIT UNITS



ASCU-48AN

ASC-60A



### FEATURES OF UNI ON/OFF

- Anticorrosion treatment of heat exchangers
- Powerful Japanese compressor technology
- 3-year warranty
- R410a environmentally friendly refrigerant
- Auto restart function

			FLOOR CEILING	CASSETTE	DUCT		FLOOR CEILING	CASSETTE
MODEL <sup>01</sup>			ASFU-48AN	ASCU-48AN	ASDU-48AN	ASDU-60A	ASF-60A	ASC-60A
MODEL <sup>02</sup>			ASGE-48AN WK	ASGE-48AN WK	ASGE-48AN WK	ASGE-60A WK	ASF-60A	ASC-60A
Capacity	Cooling	kW	13,2	13,2	13,2	16,0	16,0	16,0
	Heating	kW	14,5	14,5	14,5	18,5	20,0	17,6
Power supply <sup>03</sup>	Hz/V		1~ / 50 / 220-240	1~ / 50 / 220-240	1~ / 50 / 220-240	1~ / 50 / 220-240	3~ / 50 / 380-415	3~ / 50 / 380-415
Power supply <sup>04</sup>	Hz/V		3~ / 50 / 380-415	3~ / 50 / 380-415	3~ / 50 / 380-415	3~ / 50 / 380-415	-	-
Power input cooling / heating <sup>05</sup>	W		5000/4800	4800/5200	5100/4600	6500/5500	6020/5960	6070/5920
Current cooling / heating <sup>06</sup>	A		11,00/10,5	10,50/11,30	10,50/9,80	11,80/10,00	10,39/10,29	10,48/10,22
Sound pressure level <sup>07</sup>	dB(A)		58/55/51	53/51/48	53/50/46	53/50/48	50/47/45	51/47/42
Sound pressure level <sup>08</sup>	Max	dB(A)	63	63	63	64	59	59
Air flow	m <sup>3</sup> /h		2100	1660	2300	2500	2000	1800
External static pressure - rated / range	Pa		-	-	50	50	-	-
Dehumidifying volume	l/h		4,3	4,9	3,7	4,7	6	5,1
Refrigerant	Type / charge (kg)		R410A/3,8	R410A / 3,8	R410A / 3,8	R410A / 5,0	R410A/3,2	R410A/3,2
Pipe diameter	Liquid side	inch / mm	½ / 12	½ / 12	½ / 12	½ / 12	½ / 12	½ / 12
	Gas side	inch / mm	¾ / 19	¾ / 19	¾ / 19	¾ / 19	¾ / 19	¾ / 19
Length of connection pipe	Max	m	50	50	50	50	50	50
Elevation / Drop height	Max	m	30	30	30	30	25	25
Dimension (w x h x d) <sup>09</sup>	mm		1590x695x238	840x320x840	1226x290x775	1226x815x330	1670x240x680	840x300x840
Dimension (w x h x d) <sup>10</sup>	mm		1032x1250x412	1032x412x1250	1032x1250x412	1032x412x1250	900x1167x340	900x1167x340
Dimension (ġ x v x h) <sup>panel</sup>	mm		-	950x60x950	-	-	-	950x55x950
Net weight <sup>11</sup> / panel / <sup>02</sup>	kg		48 / - / 112	32 / 6,5 / 112	57 / - / 112	66 / - / 123	46 / - / 106	32 / 5 / 106
Operating temperature range	Cooling	°C	-15 ~ 43	-15 ~ 43	-15 ~ 43	-15 ~ 43	-15 ~ 43	-15 ~ 43
	Heating	°C	-15 ~ 24	-15 ~ 24	-15 ~ 24	-15 ~ 24	-10 ~ 24	-10 ~ 24

The specification of products is subject to change based on further development of the units by the producer and can be changed without prior notice. Data is based on the following conditions: Length of connection pipe: 5m / Cooling: indoor temperature 27°C DB/19°C WB, outdoor temperature 35°C DB/24°C WB / Heating condition: indoor temperature 20°C DB/- WB, outdoor temperature 7°C DB/6°C WB. Note: ASF-60A, ASC-60A - standard IR controller RG51, optional wired controller KJR-12B.

## CONDENSING UNITS

ASE-18AH  
ASE-24AH  
ASE-36AH  
ASE-48AH  
ASE-60AH


**NEW**

ASE-12AH  
ASE-76AH  
ASE-96AH  
ASE-120AH





## CONDENSING UNITS




### FEATURES OF CONDENSING UNITS

- Powerful Japanese compressor technology
- Anticorrosion treatment of heat exchangers
- R410a environmentally friendly refrigerant
- Quiet design
- Compact design

SERIES			OUTDOOR UNIT		
MODEL			ASE-12AH	ASE-18AH	ASE-24AH
Capacity	Cooling	kW	3,5	5,4	7,2
	Heating	kW	3,8	6,0	7,6
Power supply	Hz/V		1~ / 50 / 220-240	1~ / 50 / 220-240	1~ / 50 / 220-240
Max. input consumption	W		1500	2950	3450
Max. input current	A		7	15	18
Noise-outdoor unit	Max	dB(A)	43	54	55
Air flow	m³/h		2100	2439	3200
Refrigerant	Type / charge (kg)		R410A / 1,1	R410A / 1,4	R410A / 1,9
Pipe diameter	Liquid side	inch / mm	6,0	6,0	10,0
	Gas side	inch / mm	12,0	12,0	16,0
Length of connection pipe	Max	m	15	25	25
Elevation / Drop height	Max	m	8	15	15
Dimension (w x h x d)	mm		780x547x250	760x590x285	845x695x324
Net weight	kg		34	39	53
Operating temperature range	Cooling	°C	18 ~ 43	18 ~ 43	18 ~ 43
	Heating	°C	-7 ~ 24	-7 ~ 24	-7 ~ 24

- Nominal cooling capacities are based on the following conditions: Indoor temp: 27°CDB, 19°CWB; Outdoor temp: 35°CDB;
- Nominal heating capacities are based on the following conditions: Indoor temp: 20°CDB; Outdoor temp: 7°CDB, 6°CWB;
- Actual noise level may differ, depending on the room structure, etc, since these noise values are from an anechoic room.

## CONDENSING UNITS



ASE-36AH, ASE-48AH A ASE-60AH

## CONDENSING UNITS

### FEATURES OF CONDENSING UNITS

- Powerful Japanese compressor technology
- Anticorrosion treatment of heat exchangers
- R410a environmentally friendly refrigerant
- Quiet design
- Compact design

SERIES			OUTDOOR UNIT		
MODEL			ASE-36AH	ASE-48AH	ASE-60AH
Capacity	Cooling	kW	10,5	14,1	16,4
	Heating	kW	12,0	15,0	19,0
Power supply	Hz/V		3~ / 50 / 380-415	3~ / 50 / 380-415	3~ / 50 / 380-415
Max. input consumption	W		4950	6300	7500
Max. input current	A		10	10,5	12,6
Noise-outdoor unit	Max	dB(A)	57	59	59
Air flow	m³/h		5000	6800	6850
Refrigerant	Type / charge (kg)		R410A / 2,9	R410A / 3,2	R410A / 3,2
Pipe diameter	Liquid side	inch / mm	12,0	12,0	12,0
	Gas side	inch / mm	19,0	19,0	19,0
Length of connection pipe	Max	m	30	50	50
Elevation / Drop height	Max	m	20	25	25
Dimension (w x h x d)	mm		990x966x354	900x1167x340	900x1167x340
Net weight	kg		92	102	106
Operating temperature range	Cooling	°C	18 ~ 43	18 ~ 43	18 ~ 43
	Heating	°C	-7 ~ 24	-7 ~ 24	-7 ~ 24

- Nominal cooling capacities are based on the following conditions: Indoor temp: 27°CDB; 19°CWB; Outdoor temp: 35°CDB;
- Nominal heating capacities are based on the following conditions: Indoor temp: 20°CDB; Outdoor temp: 7°CDB, 6°CWB;
- Actual noise level may differ, depending on the room structure, etc, since these noise values are from an anechoic room.

## CONDENSING UNITS



### FEATURES OF CONDENSING UNITS

- Powerful Japanese compressor technology
- Anticorrosion treatment of heat exchangers
- R410a environmentally friendly refrigerant
- Quiet design
- Compact design

SERIES			OUTDOOR UNIT		
MODEL			ASE-76AH	ASE-96AH	ASE-120AH
Capacity	Cooling	kW	22,0	28,0	35,0
	Heating	kW	25,0	31,0	38,0
Power supply	Hz/V		3~ / 50 / 380-415	3~ / 50 / 380-415	3~ / 50 / 380-415
Max. input consumption	W		11700	14400	17300
Max. input current	A		19,3	23,7	28,6
Noise-outdoor unit	Max	dB(A)	65	67	69
Air flow	m³/h		10000	10000	12000
Refrigerant	Type / charge (kg)		R410A / 5,4	R410A / 6,0	R410A / 7,2
Pipe diameter	Liquid side	inch / mm	10,0	10,0	12,0
	Gas side	inch / mm	22,0	25,0	28,0
Length of connection pipe	Max	m	50	50	50
Elevation / Drop height	Max	m	30	30	30
Dimension (w x h x d)	mm		1260x908x700	1260x908x700	1260x908x700
Net weight	kg		174	187	201
Operating temperature range	Cooling	°C	-7 ~ 43	-7 ~ 43	-7 ~ 43
	Heating	°C			

- Nominal cooling capacities are based on the following conditions: Indoor temp: 27°CDB, 19°CWB; Outdoor temp: 35°CDB;
- Nominal heating capacities are based on the following conditions: Indoor temp: 20°CDB; Outdoor temp: 7°CDB, 6°CWB;
- Actual noise level may differ, depending on the room structure, etc, since these noise values are from an anechoic room.

IF YOU WANT TO BE MOBILE AND FRESH

## PORTABLE SERIES

### MOBILE AIR CONDITIONERS

AMC-12AN

**NEW**

AMC-11AN

AMC-14AN

### AIR PURIFIER

SP-300A

### MOBILE DEHUMIDIFIERS

CFO-45E

**NEW**

CFO-16E

CFO-20N



## MOBILE AIR CONDITIONERS



AMC-11AN, AMC-14AN




AMC-12AN

### FEATURES OF MOBILE AIR CONDITIONERS

- Auto-Protection Function
- Independent Dehumidifying Function
- Microprocessor Control
- Rotary Compressor
- Exchangeable Filter
- 24-hour timer
- Environmentally Friendly
- 2-year Warranty


#### DRY MOULD PROOF (AMC-12AN)

This function prevents dry/wet mould forming by keeping the internal fan running until the unit expels any remaining moisture in the condenser.



SERIES			MOBILE SERIES		
MODEL			AMC-11AN	AMC-12AN	AMC-14AN
Capacity	Cooling	KW	3,0	3,5	4,0
	Heating	KW	3,0	-	4,0
Optimal room size	m <sup>2</sup>		15-25	25-30	25-35
Power supply	Hz/V		1~ / 50 / 220-240	1~ / 50 / 220-240	1~ / 50 / 220-240
Rated current	A		5,8 / 5,0	7,5	7,7 / 6,8
Power input	W		1280 / 1100	1400	1700 / 1500
EER / COP	W/W		2,6/3,1	2,6/-	2,6/3,1
Energy class	Cooling/Heating		A / A++	A / -	A / A++
Sound pressure level	Min/Max	dB(A)	52 / 62	58 / 56 / 52	54 / 64
Air flow	m <sup>3</sup> /hr		400	390 / 420 / 450	450
Dehumidifying volume	l/hr		2,0	1,5	2,9
Refrigerant type/ charge	kg		R410A/0,490	R410A/0,800	R410A/0,605
Global Warming Potential	GWP value		1975	1975	1975
Dimension (w x h x d)	mm		300x778x505	550x840x460	300x778x505
Net weight	kg		28,5	46	30
Operating temperature	Cooling	°C	17-32	16-35	17-32
	Heating	°C	7-25	-	7-25

Contains fluorinated greenhouse gases covered by the Kyoto Protocol. Hermetically sealed system.



The units AMC-11AN and AMC-14AN can be installed both inside or outside.

## MOBILE DEHUMIDIFIERS



### PORTABLE SERIES

#### FEATURES OF MOBILE DEHUMIDIFIERS

- Powerful Dehumidifying Function
- Auto restart function (CFO-16E, CFO-20N)
- Silent Operation and Mode Indicators
- Microprocessor Control
- Drying
- Low Power Consumption
- 2-year Warranty

SERIES		DEHUMIDIFIERS		
MODEL		CFO-16E	CFO-20N	CFO-45E
Dehumidifying volume	l/day	16,0	20,0	45,0
Power input	W	280	330	830
Rated current	A	1,25	1,7	3,8
Sound pressure level	dB	43 / 45	41 / 43 / 45	44 / 46
Air flow	m <sup>3</sup> /hr	80 / 100	115 / 130 / 150	200 / 300
Water tank volume	l	3,0	4,9	4,0
Optimal room size	m <sup>2</sup>	20	28	40
Operating temperature	°C	5 ~ 35	5 ~ 35	5 ~ 35
Refrigerant* / charge	Type / kg	R134A / 0,12	R134A / 0,20	R410A / 0,30
Voltage	V	220-240	220-240	220-240
Frequency	Hz	50	50	50
Dimension (w x h x d) / Net weight	mm / kg	353x496x225 / 12,0	343x523x270 / 14,5	515x510x238 / 18,5

\* R410A (50% HFC-32, 50% HFC-125), GWP 1975

\* R134A (100% HFC-134a), GWP 1300

Contains fluorinated greenhouse gases covered by the Kyoto Protocol. Hermetically sealed system.

Taking advantage of the refrigeration principle, the de-humidifier efficiently removes moisture from the air reducing the humidity in the room keeping indoor air dry and comfortable. Also, you can take advantage of its dehumidifying ability to help to dry the laundry quicker.

With the use of this device you are also helping to protect your furniture and home equipment, during the times of high air humidity.

## AIR PURIFIER



PLASMA+TEC



SP-300A

### FEATURES OF AIR PURIFIER

- Anion Generator
- Odor Control
- Electrostatic de-dusting mode
- Auto Detecting of air quality
- Odor&Dust sensor with red / orange / green light
- Timer
- Filter change monitor
- Optional accessories-filters SPF-300
- Remote controller
- 2-year Warranty

SERIES		AIR PURIFIER
MODEL		SP-300A
Recommended cleaning area	m <sup>2</sup>	15 / 41
Frequency	Hz	50
Voltage	V	220-240
Rated current	A	0,42
Power input	W	60 / 75 / 85 / 95
Sound pressure level	dB(A)	53 / 48 / 38 / 28
Air flow volume	m <sup>3</sup> /hr	75 / 150 / 230 / 300
Air filtration system	Type	Pre-filter, HIMOP filter, HEPA filter, Active charcoal filter, Anion generator
Dimension (w x h x d)	mm	396x576x245
Net weight	kg	10

### PROTECT YOUR FAMILY WITH THIS NEW FEATURE

Lower the risks of becoming ill with flu or any other illness caused by air-borne bacteria. You can lower the allergens in the air, improving the life of allergic people.

IT CAN BECOME HANDY...

## **ACCESSORIES**

**CENTRALIZED CONTROL AND WEEKLY TIMER**

ZJ4011

**NEW**

SCC-16

**WINTER KIT  
FOR ON/OFF UNITS**

SWK-20

**MODULE GSM**

G2S






## CENTRALIZED CONTROL AND WEEKLY TIMER

# ZJ4011, SCC-16

The centralized controller allows you to centralize up to 16 units at the same time and provide weekly start stop times. The central controller can be used for the units which are equipped with the wire controller except model ASF-60A and ASC-60A (ZJ4011 for UNI ON/OFF, FAN COIL series and SCC-16 for NEW UNI DC INVERTER and MULTI SYSTEM series).



Centralized control and weekly timer

Duct type split



Duct type split



FRESH AIR

You can introduce fresh air supply to the duct units and have 11 different levels of control to vary the volume of fresh air introduced.

Duct type split



Telephone

Telephone

Telephone

## WINTER KIT FOR ON/OFF UNITS

# SWK-20



Winter kit SWK-20 is designed to work in systems which require continuous fan motor speed control independent of measured temperature.

- electric heating strip can be turned on/off independent on ambient temperature, measured by another sensor
- alarm in case of high condensing temperature
- current temperature is displayed
- microprocessor control
- connection to 4-way valve to recognize cooling/heating mode
- It can be connected to Uni ON/OFF series, condensing units ASE-xxAH and other competitors AC

## MODULE GSM

# G2S



It is used for controlling SINCLAIR air-conditioners by means of your mobile phone. It uses IR transmission for communication with the air-conditioner, therefore there is no need to connect it to the air-conditioner whatsoever. In this view, it operates as another remote controller.

The module is equipped with two transmitting IR diodes, signaling diodes, slot for inserting SIM card and with connectors for connecting power supply cable and for connecting to the USB port of a computer for first settings.

## SUMMARY

FEATURES	4-5
ADVANTAGES	6
SYMBOLS	7
ELEMENT SERIES	8-9
MATRIX SERIES	10-11
MULTI SYSTEM SERIES	12-17
NEW UNI DC INVERTER SERIES	18-21
UNI ON/OFF SERIES	22-23
OUTDOOR UNITS	24-27
PORTABLE SERIES	28
MOBILE UNITS	29
MOBILE DEHUMIDIFIERS	30
AIR PURIFIER	31
ACCESSORIES	32-33

The noise levels mentioned in this catalogue are values measured under ideal conditions, in an anechoic chamber. These values can be influenced by local conditions (acoustical bouncing area, the equipment of the room, etc.). The pictures of units and accessories are illustrative only. The specification of products is subject to change based further development of the units by the producer and can be changed without prior notice.



YOUR FEELINGS  
ARE OUR MAIN CONCERN



Internet: <http://www.sinclair-eu.com>  
E-mail: [info@sinclair-eu.com](mailto:info@sinclair-eu.com)