




**Serie HDT / HDB**  
**Ventiladores Helicoidales**  
**Axial Fans**  
**Ventilateurs Helicoïdes**  
**Axial-Ventilatoren**  
**Ventilatori elicoidali**  
**Exaustores elicoidais**  
**Axiaal ventilatoren**


**Instrucciones de uso e instalación. / Instructions for use and installation.**  
**Instructions d'emploi et d'installation. / Einbau- und Bedienungshinweise.**  
**Instruzioni per l'uso et il montaggio. / Instruções de uso e instalação.**  
**Installatie- en gebruiksvoorschriften.**





The HDT/HDB range of Plate Axial Fans have been manufactured to the rigorous standards of production and quality laid down by the International quality standards ISO9001.

The HDT/HDB range have been specifically designed and developed for use in potentially explosive atmospheres including Group II – Category 2G gases, Zone 1. The range are all marked with the CE label and conform with the ATEX 94-9-CE directive.

They are marked as products:  II 2G

The motors fitted on those fans, either for flameproof application or increased safety application, are certified by a notified laboratory and comply with the requirements of the 94/9/CE ATEX Directive

### **Installation Instructions**

It is recommended to check the following points when receiving this product:

That it is the correct size.

That it is the correct model type (Single-phase or three-phase motor).

That the data on the rating label are those required (voltage, frequency etc).

The compatibility between the data on the rating label with the explosion proof standards, exhaust atmosphere, zone of use, ambient temperature and the temperature listed (T1 to T6).

The installation and electrical connection work should be carried out in accordance with all applicable national and local building code regulations pertaining to explosive atmospheres and installations. All installation and electrical connection work must be carried out by suitably qualified persons.

In case of using an increased safety motor, the installation must include a suitable electrical protection device that disconnects the product from the electrical supply in the case where the impeller is prevented from turning and temperatures beyond those indicated on the rating label could be encountered.

All products must be installed in the fixing holes provided using suitably appropriate screws or bolts accordingly. All products must be wired to the mains electrical supply in accordance with the enclosed electrical instructions. Before connecting the electrical supply to the fan it is important to ensure that there are no obstructions to the rotation of the impeller.

If the products are intended to be installed in an explosive atmosphere (\*) that is accessible to users then suitable guards/protection devices must be included in order to comply with machinery directive 89/392/CE. For suitable guards/accessories please consult the S&P General Catalogue or your nearest distributor accordingly.

(\*) For explosive atmosphere applications, when used inside and/or as part of a third party machine then the installation must be inspected and certified by an official Health and Safety body.

## **Electrical Connection**

Before carrying out any installation or wiring of the HDT/HDB range ensure that the mains electrical supply is disconnected. Before making any electrical connections ensure that the voltage and frequency of the mains electrical supply matches that of the fan data plate label (maximum permissible deviation of voltage and frequency +/-5%). All models must be wired in accordance with the enclosed instructions and the direction of rotation must be checked. The earth connection must be connected and checked for continuity before leaving the installation. In addition it is important to check that the wires within the terminal block/box are separated whereby a minimum of 10mm distance (at 400 volts) and that the wires are correctly and firmly tightened within the terminal block and that the connection box lid is replaced.

## **Aluminium Impeller**

All HDT/HDB fans include a dynamically balanced aluminium impeller. The impellers with adjustable pitch angle have been factory set to the correct blade angle of operation. UNDER NO CIRCUMSTANCES MUST THE BLADE ANGLE BE ADJUSTED OR CHANGED, OTHER THAN BY AN S&P APPROVED ENGINEER.

## **General Operating and Maintenance**

All HDT/HDB fans are suitable for operation within the temperature ranges of  $-30^{\circ}\text{C}$  up to  $40^{\circ}\text{C}$ . The excessive accumulation of dust and debris on the impeller must be avoided to ensure optimum operation and avoid unbalancing the impeller, which may result in a product failure. We would recommend that the product is cleaned regularly to ensure trouble free operation. To clean the appliance simply wipe with a damp (not wet) cloth. Do not use any abrasives or solvents. Do not use high pressure water or steam cleaning apparatus to clean the unit. All ball bearing assemblies are sealed for life and do not require maintenance.

## **Technical Assistance**

The HDT/HDB range of axial fans are offered with a comprehensive guarantee and technical assistance service. If the appliance is found to be defective within the period of the guarantee then first please contact your local technical assistance point, then only if necessary return to an authorised S&P supplier. IMPORTANT: Any repairs or work carried out on the appliance by person(s) not authorised by S&P will invalidate the guarantee.

S&P reserve the right to alter specifications without prior notice.




# DECLARATION OF CONFORMITY



SOLER AND PALAU, S.A  
Crta.Puigcerda Km.108  
17500 RIPOLL (Espana)

Declaration that the fans of the ranges:

## HDT/HDB

Marked as  II 2G, comply with the directive 94/9/CE (ATEX) relating to the appliances and systems of protection for use in potentially explosive atmospheres.

They comply with the following standards and directives:

- Directive of Electromagnetic Compatibility 89/336/CE
- UNE EN60335-1 Electrodomestic apparatus. General requirements.

In addition to complying to the relevant mechanical and electrical standards, the products comply with the following European Standards (Depending on the type of protection):

- EN 50014 Electrical materials for potentially explosive atmospheres. General requirement.
- EN 50018 Electrical materials for explosive atmospheres flameproof rated "d".

25/07/03

Marius Gamissans Bou  
S&P Technical Director

---

---

---

**Soler & Palau**

Pol. Industrial Llevant  
c/ Llevant 4  
08150 Parets del Vall s (Barcelona)  
ESPA A  
Tel. 93 571 93 00  
Fax 93 571 93 01  
Tel. int. + 34 93 571 93 00  
Fax int. + 34 93 571 93 11  
<http://www.solerpalau.com>

