



# armoires de climatisation

## SN-SLD

*Simplicité* *Nécessité* *Différence* *Large gamme* *Sécurité*



SN - SLD



*Puissance, robustesse et efficacité au service des grands espaces*

### Caractéristiques techniques

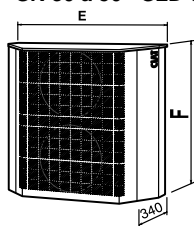
Modèles		SN 30	SN 35	SN 50	SLD 65	SLD 75	SLD 100	SLD 125	SLD 150	
<b>Puissance frigorifique (1)</b>	<b>W</b>	<b>8750</b>	<b>12400</b>	<b>15100</b>	<b>19300</b>	<b>23100</b>	<b>30600</b>	<b>37900</b>	<b>48800</b>	
Débit d'air traité	débit nominal	m <sup>3</sup> /h	2000	2300	3000	4000	4600	6200	8000	9200
	plage de débit	m <sup>3</sup> /h	1600 à 2400	1900 à 2700	2500 à 3400	3600 à 4900	4300 à 6700	5600 à 8300	7200 à 9900	8200 à 9900
	pression stat. disp.	mmCE	26	30	23	5 - 25	5 - 25	5 - 25	5 - 25	5 - 25
Alimentation électrique		400 V - 3 ph - 50 Hz + T + N								
Intensité (froid)	A	15,7	18,2	21,2	20,7	24,7	32,3	38,3	47,0	
Puissance absorbée (froid)	kW	4,78	5,14	6,28	8,80	10,3	13,6	16,4	20,1	

Réfrigérant R 22

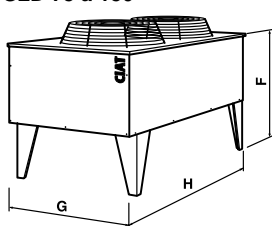
(1) Conditions nominales types : NFE 36101 - ISO 5151 - Air intérieur : 27 °C BS 50 % HR - Air extérieur : 35 °C

### Dimensions

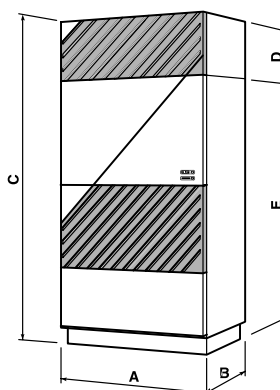
section externe SN 30 à 50 - SLD 65



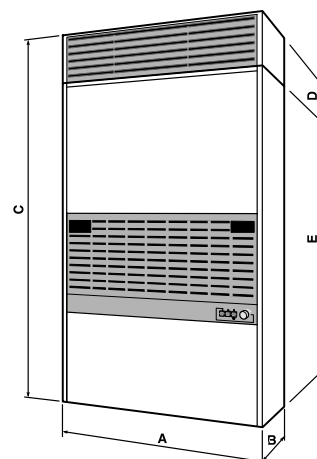
section externe SLD 75 à 150



section interne SN



section interne SLD



Modèles	SN			SLD					
	30	35	50	65	75	100	125	150	
A	800	1025	1025	1120	1760	1760	2100	2100	
B	450	531	531	580	580	580	700	700	
C	1820	2060	2060	2135	2230	2230	2494	2494	
D	305	370	370	270	270	270	270	270	
E	1515	1690	1690	1865	1960	1960	2226	2226	
F	860	1010	1010	1010	860	960	960	990	
G	315	315	315	315	852	852	852	1036	
H	908	1058	1058	1058	984	1784	1784	2084	
Masse kg	mod. int.	141	152	152	250	400	420	510	600
	mod. ext.	42	54	54	54	83	116	136	140


**TARIF HT**

Modèles		SN 30	SN 35	SN 50	SLD 65	SLD 75	SLD 100	SLD 125	SLD 150
Code	module intérieur DN / DL	3903492	3903313	3903315	3903621	3903622	3903623	3903624	3903625
	module extérieur AN / AL	3903499	3903304	3903304	3903626	3903627	3903628	3903629	3903631
Prix de l'appareil standard	Code	C002666	C003069	C003077	C002690	C002712	C002739	C002755	C002771
	<b>EURO</b>	<b>5032</b>	<b>5271</b>	<b>5408</b>	<b>7167</b>	<b>8577</b>	<b>10001</b>	<b>12167</b>	<b>14270</b>
	<b>FRF</b>	<b>33007.76</b>	<b>34575.49</b>	<b>35474.15</b>	<b>47012.44</b>	<b>56261.43</b>	<b>65602.26</b>	<b>79810.29</b>	<b>93605.06</b>

modèles		SN			SLD					Code	Prix	
		30	35	50	65	75	100	125	150		EURO	FRF
3 m	1/2" - 3/8"	●								3939034	<b>136</b>	<b>892.10</b>
	5/8" - 1/2"		●	●						3939096	<b>159</b>	<b>1042.97</b>
6 m	1/2" - 3/8"	●								3939035	<b>161</b>	<b>1056.09</b>
	5/8" - 1/2"		●	●						3939000	<b>187</b>	<b>1226.63</b>
	3/4" - 1/2"				●					3939001	<b>219</b>	<b>1436.55</b>
	3/4" - 5/8"					●				3939002	<b>227</b>	<b>1489.02</b>
	3 x 5/8"						●			3939003	<b>275</b>	<b>1803.88</b>
	2 x 3/4" - 5/8"							●		3939004	<b>308</b>	<b>2020.35</b>
	3 x 3/4"								●	3939005	<b>350</b>	<b>2295.85</b>
9 m	1/2" - 3/8"	●								3939036	<b>180</b>	<b>1180.72</b>
	5/8" - 1/2"		●	●						3939006	<b>209</b>	<b>1370.95</b>
	3/4" - 1/2"				●					3939007	<b>264</b>	<b>1731.73</b>
	3/4" - 5/8"					●				3939008	<b>283</b>	<b>1856.36</b>
	3 x 5/8"						●			3939009	<b>331</b>	<b>2171.22</b>
	2 x 3/4" - 5/8"							●		3939010	<b>417</b>	<b>2735.34</b>
	3 x 3/4"								●	3939011	<b>476</b>	<b>3122.36</b>
12 m	1/2" - 3/8"	●								3939037	<b>212</b>	<b>1390.63</b>
	5/8" - 1/2"		●	●						3939012	<b>250</b>	<b>1639.89</b>
	3/4" - 1/2"				●					3939013	<b>307</b>	<b>2013.79</b>
	3/4" - 5/8"					●				3939014	<b>324</b>	<b>2125.30</b>
	3 x 5/8"						●			3939024	<b>392</b>	<b>2571.35</b>
	2 x 3/4" - 5/8"							●		3939025	<b>497</b>	<b>3260.11</b>
	3 x 3/4"								●	3939026	<b>577</b>	<b>3784.87</b>
15 m	1/2" - 3/8"	●								3939083	<b>275</b>	<b>1803.88</b>
	5/8" - 1/2"		●	●						3939018	<b>295</b>	<b>1935.07</b>
	3/4" - 1/2"				●					3939019	<b>358</b>	<b>2348.33</b>
	3/4" - 5/8"					●				3939020	<b>388</b>	<b>2545.11</b>
	3 x 5/8"						●			3939027	<b>459</b>	<b>3010.84</b>
	2 x 3/4" - 5/8"							●		3939028	<b>577</b>	<b>3784.87</b>
	3 x 3/4"								●	3939029	<b>647</b>	<b>4244.04</b>
Jeux coupleurs	1/2" - 3/8"	●								3939031	<b>68</b>	<b>446.05</b>
	5/8" - 1/2"		●	●						3939042	<b>80</b>	<b>524.77</b>
	3/4" - 1/2"				●					3939041	<b>100</b>	<b>655.96</b>
	3/4" - 5/8"					●				3939043	<b>100</b>	<b>655.96</b>
	3 x 5/8"						●			3939044	<b>122</b>	<b>800.27</b>
	2 x 3/4" - 5/8"							●		3939045	<b>158</b>	<b>1036.41</b>
	3 x 3/4"								●	3939046	<b>174</b>	<b>1141.37</b>



modèles	SN			SLD					Code	Prix	
	30	35	50	65	75	100	125	150		EURO	FRF
Equipement forte pression monté en usine Délai suivant la charge de nos ateliers				●					3003925	<b>508</b>	<b>3332.26</b>
					●				3003773	<b>633</b>	<b>4152.21</b>
						●			3003774	<b>686</b>	<b>4499.87</b>
								●	3003775	<b>699</b>	<b>4585.14</b>
									●	3003776	<b>841</b>
Equipement forte pression livré séparé				●					3943133	<b>414</b>	<b>2715.66</b>
					●				3943134	<b>533</b>	<b>3496.25</b>
						●			3943135	<b>552</b>	<b>3620.88</b>
								●	3943136	<b>560</b>	<b>3673.36</b>
									●	3943137	<b>702</b>
Plénum diffusion	inclus	●	●						3943163	<b>412</b>	<b>2702.54</b>
				●					3943027	<b>427</b>	<b>2800.94</b>
					●	●			3943028	<b>696</b>	<b>4565.46</b>
								●	●	3943019	<b>808</b>
Cadre départ soufflage	●								3943044	<b>77</b>	<b>505.09</b>
		●	●						3943156	<b>78</b>	<b>511.65</b>
				●					3943023	<b>84</b>	<b>551.00</b>
					●	●			3943024	<b>86</b>	<b>564.12</b>
								●	●	3943006	<b>87</b>
Cadre reprise arrière	●								3943043	<b>103</b>	<b>675.64</b>
		●	●						3943157	<b>107</b>	<b>701.87</b>
				●					3943025	<b>138</b>	<b>905.22</b>
					●	●			3943026	<b>153</b>	<b>1003.61</b>
								●	●	3943009	<b>183</b>
Cadre reprise arrière avec glissière filtre	●								3943042	<b>183</b>	<b>1200.40</b>
		●	●						3943155	<b>199</b>	<b>1305.35</b>
				●					3943020	<b>229</b>	<b>1502.14</b>
					●	●			3943021	<b>244</b>	<b>1600.54</b>
								●	●	3943002	<b>305</b>
Batterie eau chaude (kW) Vanne 3 voies TOUT OU RIEN à prévoir par l'installateur (eau 90 / 70 °C - air 19 °C)		12	13,2						3941014	<b>458</b>	<b>3004.28</b>
				24					3941005	<b>549</b>	<b>3601.20</b>
					32	37,5			3941006	<b>581</b>	<b>3811.11</b>
							54,5	59,5	3941003	<b>869</b>	<b>5700.27</b>
Batterie électrique	5 700 W TRI	●							3942087	<b>443</b>	<b>2905.89</b>
	9 000 W TRI		●	●					3942043	<b>610</b>	<b>4001.34</b>
	13 200 W				●				3942009	<b>702</b>	<b>4604.82</b>
	22 200 W					●	●		3942010	<b>989</b>	<b>6487.41</b>
	37 200 W							●	3942007	<b>1281</b>	<b>8402.81</b>
	37 200 W								●	3942008	<b>1281</b>
Thermostat d'ambiance				●	●	●	●	●	3260296	<b>176</b>	<b>1154.48</b>
Thermostat d'ambiance avec sélecteur	●	●	●						3944125	<b>92</b>	<b>603.48</b>
Fontion <sup>t</sup> toutes saisons (-15 °C)	●	●	●					inclus	3944029	<b>81</b>	<b>531.33</b>