

CAREL



Flooding Sensor Detector

A simple and economical solution for resolving the problem of flooding

The CAREL flood prevention system is a device designed to quickly and reliably detect unwanted water leaks, to protect equipment or special environments (computer rooms, offices, laboratories, industrial facilities, boiler rooms).

The advantages of the device include easy operation, with no configuration and maintenance required, and simple connection.

Simply connect the power supply, the sensor, and the signal device.

Typically, the detector is installed in the electrical panel, while the sensor is located in the area being controlled.

When the sensor is wet by water, the signal system is activated.

Two different types of probes are used, so as to respond to the different requirements of the applications.

A network of sensors connected in parallel series can be created so as to control a group of points at the same time with the same detector.

This system has an incomparable price/performance ratio, and represents a solution for a large variety of applications, guaranteeing the quality that CAREL has always stood out for.

Flooding Sensor Detector

Detector technical specifications

Power supply: 24 Vac ($\pm 10\%$) ~ 50/60 Hz
 Maximum power input: 1.5 VA
 Operating conditions: -10T60 °C, 95% rH non-cond.
 Alarm relay output circuit: 250 Vac 2 A resistive, 2 A inductive, $\cos\phi= 0.4$, 2 (2) A, according to EN60730-1 (100,000 cycles)
 Maximum length of the probe connection cable:
 500 m, with single wire cable and double insulation
 Cross-section of the connection cable: 1.5 mm²
 Standards compliance: CE EN 6000-6-2, EN 6000-6-4 (EMC), EN 61010-1 (safety)
 Dimensions: 2 DIN modules
 Index of protection: IP40

Operating status

The front panel has three LEDs that indicate the operating status of the device.

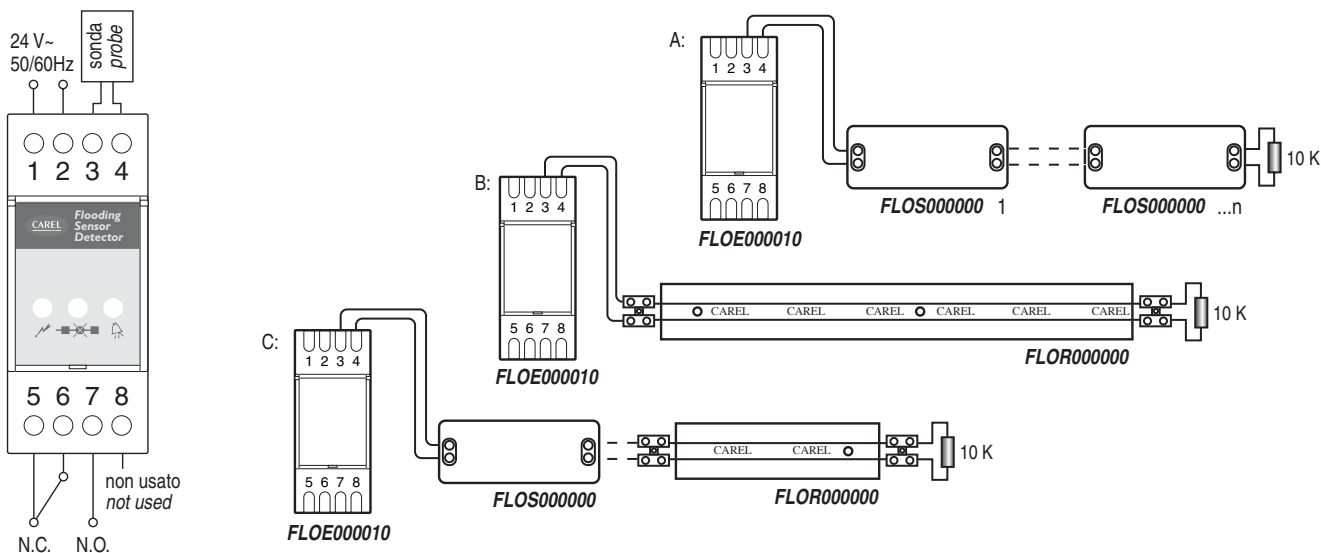
- Green LED ON power supply present;
- Yellow LED ON probe not connected to the detector, or line not terminated by 10 K resistor.
- Red LED ON water present alarm.

Codes and accessories

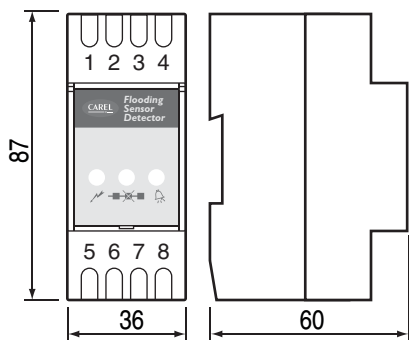
Codes

FLOE000010	Flood detector 2 DIN modules
FLOS000000	Flood sensor
FLOR000000	Sensor strip L= 25 m

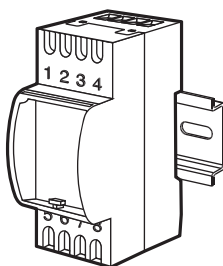
Connection diagram



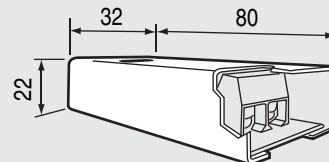
Dimensions (mm)



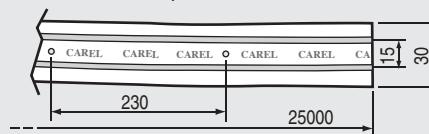
Montage on DIN rail



Dimensions of pinhole probe



Dimensions of CAREL sensor strip



CAREL reserves the right to modify or change its products without prior notice

Cod. +302240501 - rel. 1.0 - 01.10.04

© CAREL S.p.A. 2004 all rights reserved