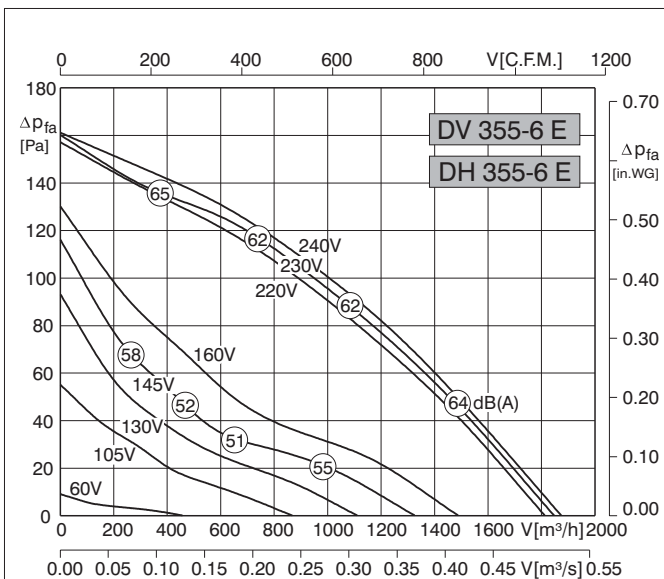
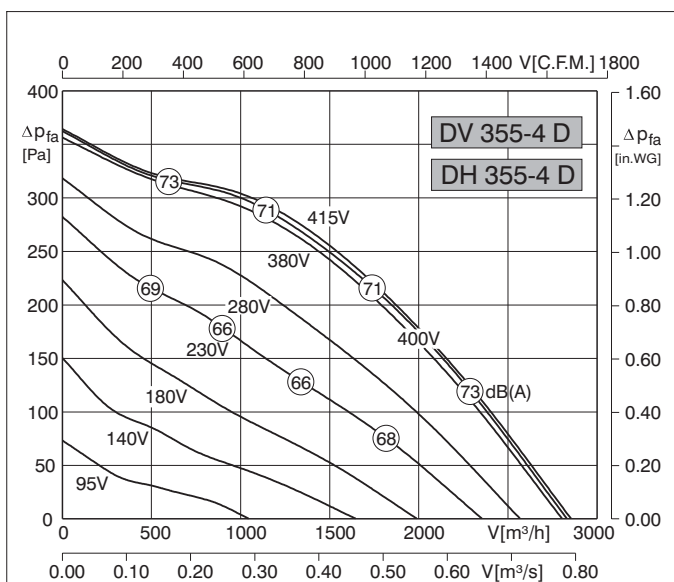


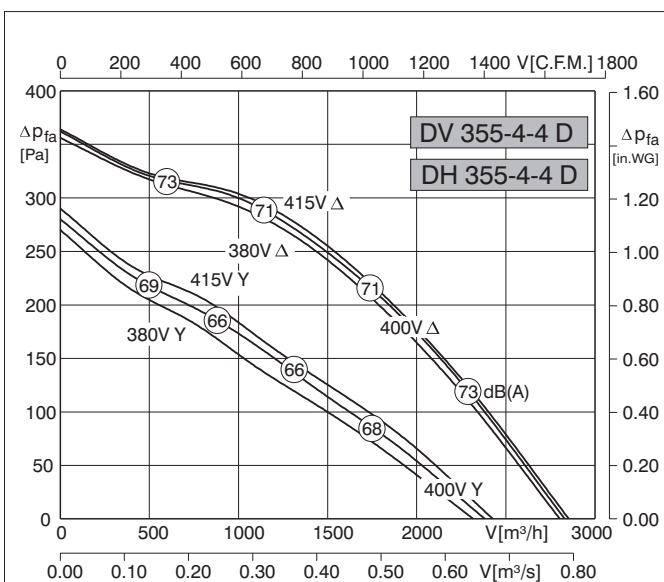
Typ	DV/DH	355-4E	Artnr.	A00-35500/A10-35500
U	230 V	50 Hz	I_A / I_N	1.8
P_1	0.28 kW		\triangle	IP44
I_N	1.25 A		\star	01.024
n	1255 min ⁻¹		\blacksquare	19.0 kg
C_{400V}	5 μ F		\blacksquare	RE/RTE 1.5
t_R	60 °C		\blacksquare	RSE 1.4
$\Delta p_{fa \text{ min}}$	-- Pa		∇	ED 2.5
ΔI	-- %		\square	MSE 1



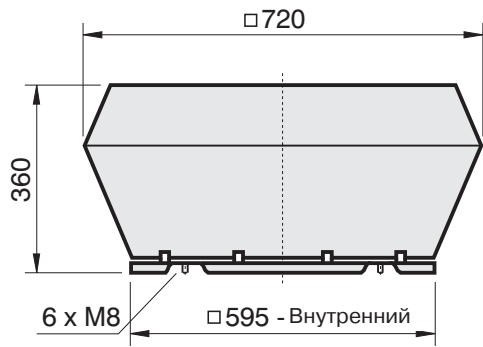
Typ	DV/DH	355-6E	Artnr.	A00-35503/A10-35503
U	230 V	50 Hz	I_A / I_N	1.3
P_1	0.11 kW		\triangle	IP44
I_N	0.5 A		\star	01.024
n	830 min ⁻¹		\blacksquare	18.0 kg
C_{400V}	2 μ F		\blacksquare	RE/RTE 1.5
t_R	60 °C		\blacksquare	RSE 1.4
$\Delta p_{fa \text{ min}}$	-- Pa		∇	ED 0.8
ΔI	-- %		\square	MSE 1



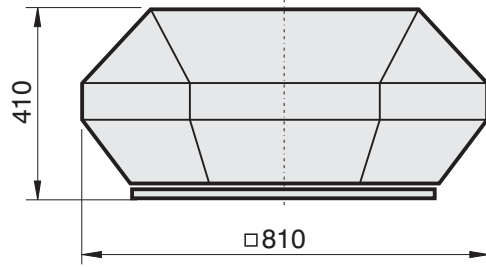
Typ	DV/DH	355-4D	Artnr.	A00-35540/A10-35540
U	400 V	50 Hz	I_A / I_N	2.7
P_1	0.27 kW		\triangle	IP44
I_N	0.55 A		\star	01.006
n	1310 min ⁻¹		\blacksquare	19.0 kg
C_{400V}	-- μ F		\blacksquare	RTD 1.2
t_R	60 °C		\blacksquare	--
$\Delta p_{fa \text{ min}}$	-- Pa		∇	--
ΔI	-- %		\square	MSD 1



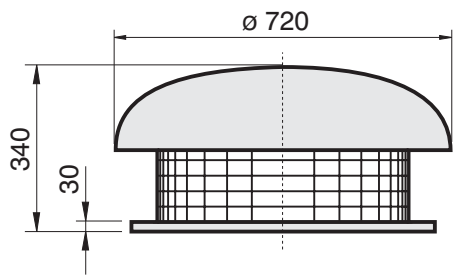
Typ	DV/DH	355-4-4D	Artnr.	A00-35549/A10-35549
U	400 V Δ/Y	50 Hz	I_A / I_N	2.7
P_1	0.27/0.18 kW		\triangle	IP44
I_N	0.55/0.30 A		\star	01.045
n	1310/1040 min ⁻¹		\blacksquare	19.0 kg
C_{400V}	-- μ F		\blacksquare	--
t_R	60 °C		\blacksquare	--
$\Delta p_{fa \text{ min}}$	-- Pa		∇	--
ΔI	-- %		\square	MSD 2



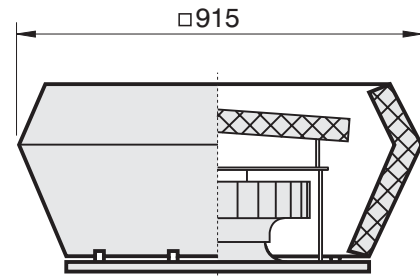
DV



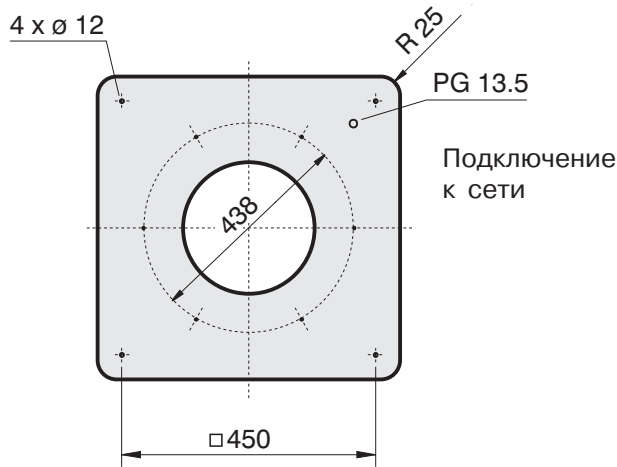
DVP



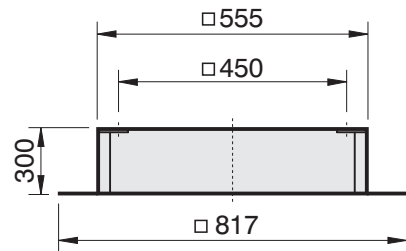
DH



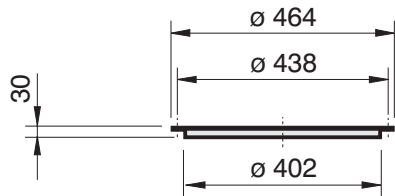
DVS



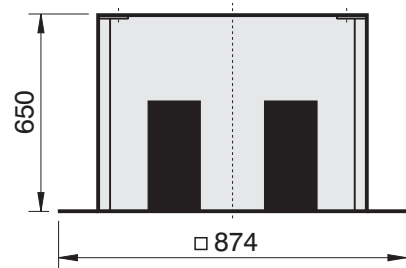
Подключение к сети



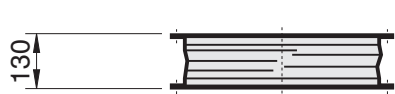
FS
Основание для плоской крыши



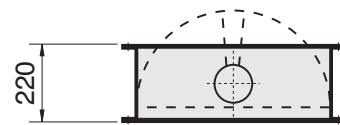
ASF
Фланец со стороны забора воздуха



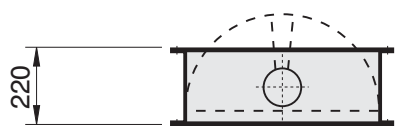
SD
Шумоглушитель для основания



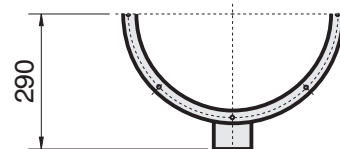
ASS
Патрубок со стороны забора воздуха

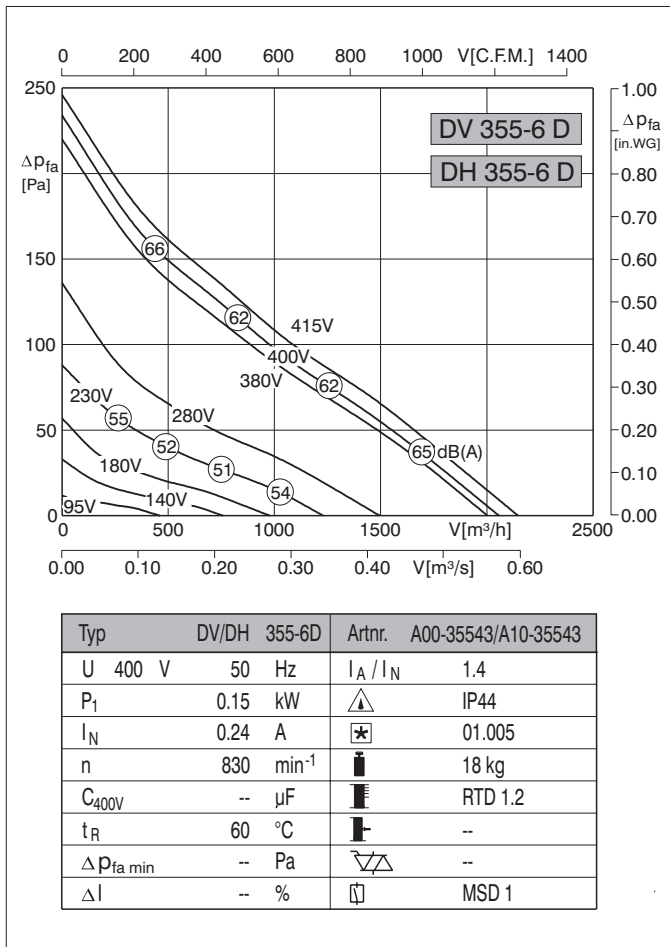


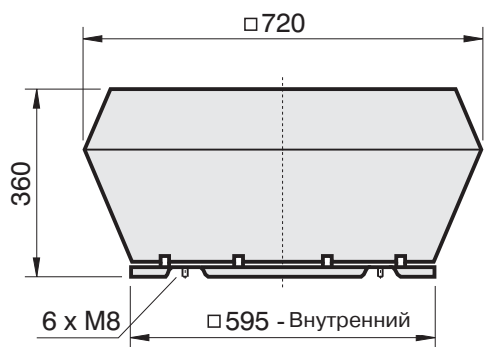
VM
Запорный клапан с электроприводом



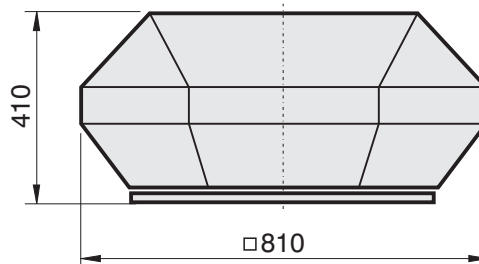
VS
Автоматический запорный клапан



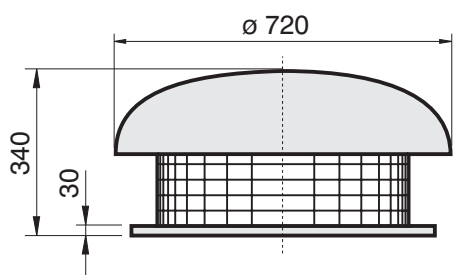




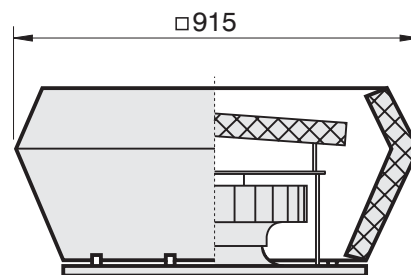
DV



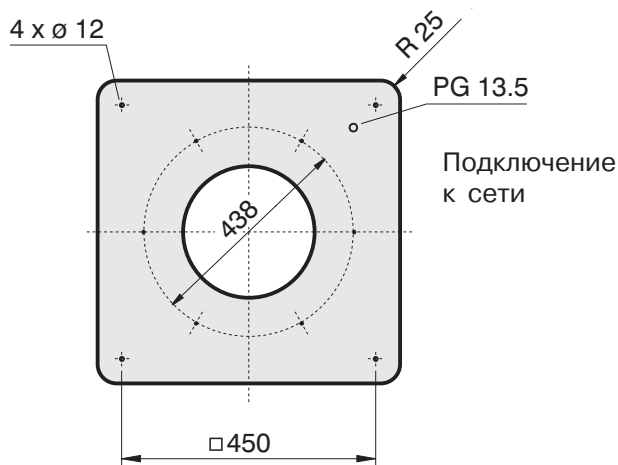
DVP



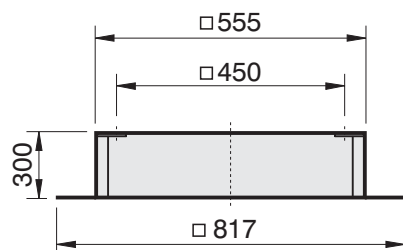
DH



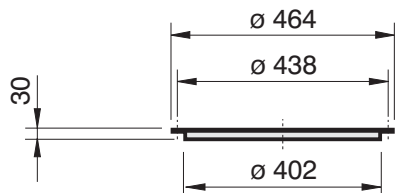
DVS



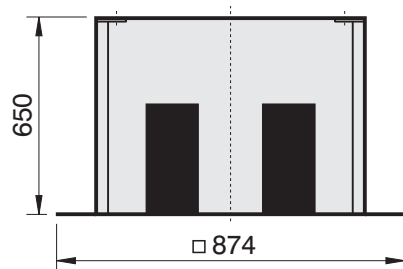
Подключение к сети



FS
Основание для плоской крыши



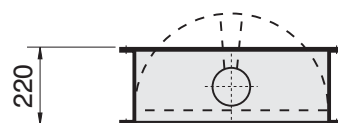
ASF
Фланец со стороны забора воздуха



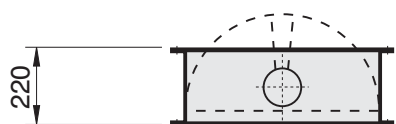
SD
Шумоглушитель для основания



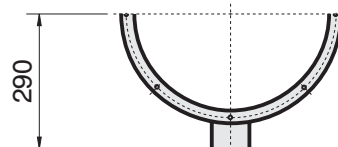
ASS
Патрубок со стороны забора воздуха

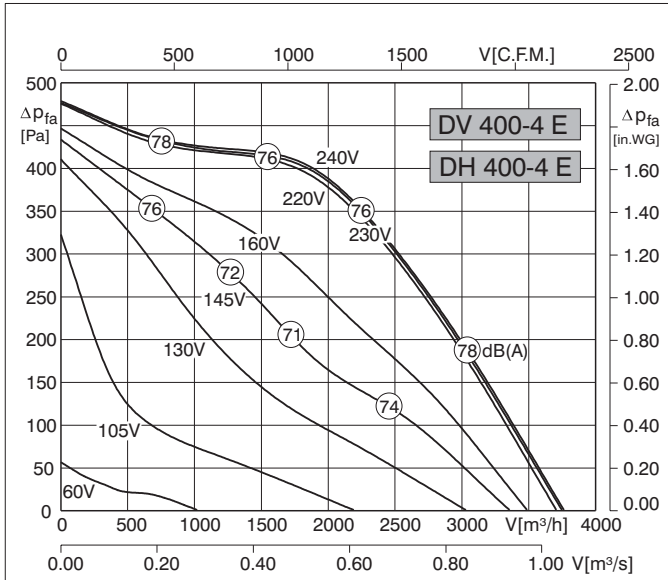


VM
Запорный клапан с электроприводом

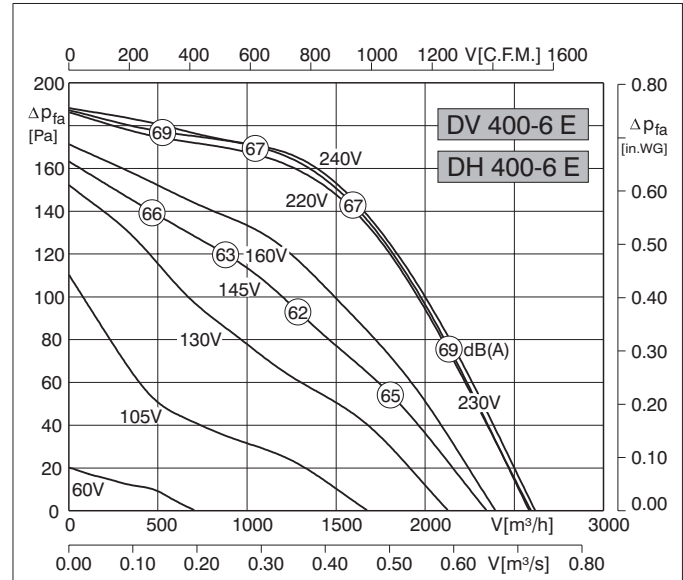


VS
Автоматический запорный клапан

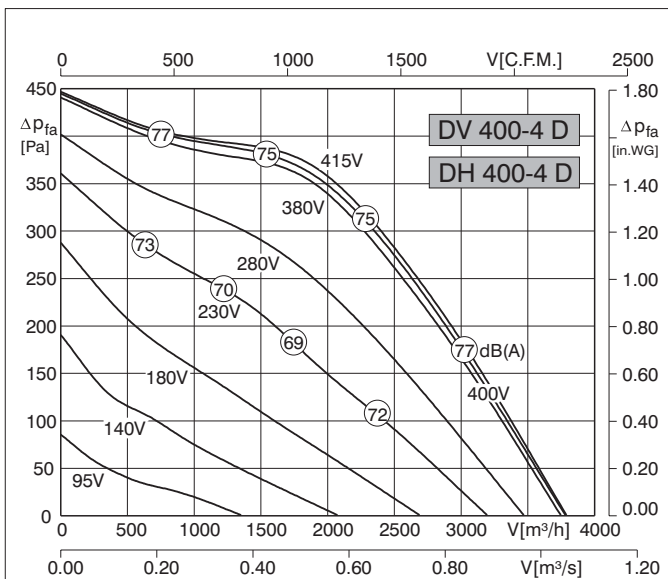




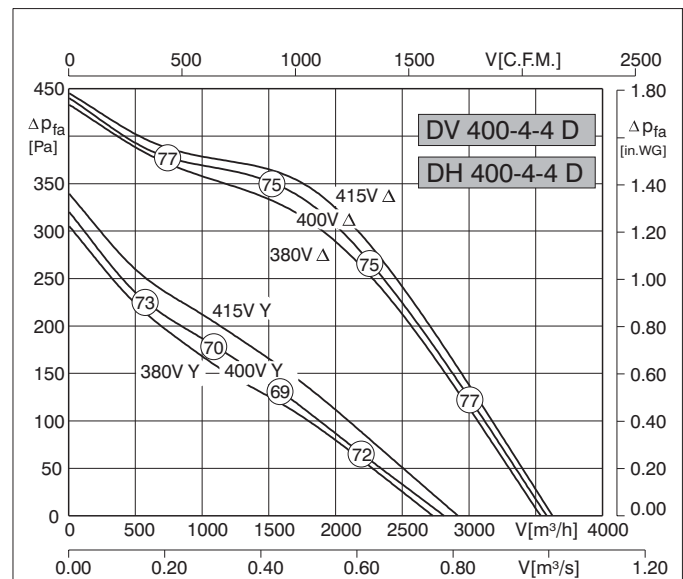
Typ	DV/DH	400-4E	Artnr.	A00-40000/A10-40000
U	230 V	50 Hz	I_A / I_N	2.65
P_1	0.52 kW		\triangle	IP44
I_N	2.43 A		\star	01.024
n	1385 min ⁻¹		\blacksquare	22.0 kg
C_{400V}	12 μ F		\blacksquare	RE/RTE 3.2
t_R	45 °C		\blacksquare	RSE 3.7
$\Delta p_{fa \text{ min}}$	-- Pa		∇	--
ΔI	16 %		\square	MSE 1



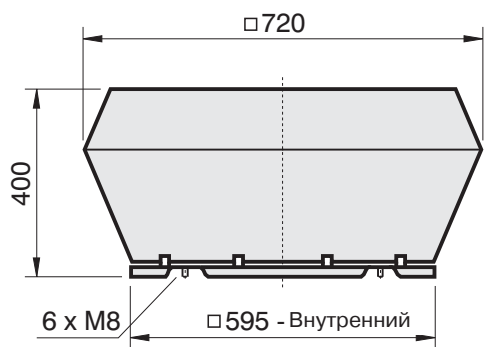
Typ	DV/DH	400-6E	Artnr.	A00-40003/A10-40003
U	230 V	50 Hz	I_A / I_N	2.5
P_1	0.19 kW		\triangle	IP44
I_N	0.88 A		\star	01.024
n	920 min ⁻¹		\blacksquare	21.0 kg
C_{400V}	4 μ F		\blacksquare	RE/RTE 1.5
t_R	60 °C		\blacksquare	RSE 1.4
$\Delta p_{fa \text{ min}}$	-- Pa		∇	ED 2.5
ΔI	12 %		\square	MSE 1



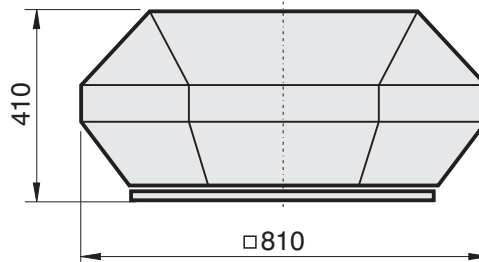
Typ	DV/DH	400-4D	Artnr.	A00-40040/A10-40040
U	400 V	50 Hz	I_A / I_N	3.0
P_1	0.46 kW		\triangle	IP44
I_N	0.84 A		\star	01.006
n	1340 min ⁻¹		\blacksquare	21.0 kg
C_{400V}	-- μ F		\blacksquare	RTD 1.2
t_R	40 °C		\blacksquare	--
$\Delta p_{fa \text{ min}}$	-- Pa		∇	--
ΔI	10 %		\square	MSD 1



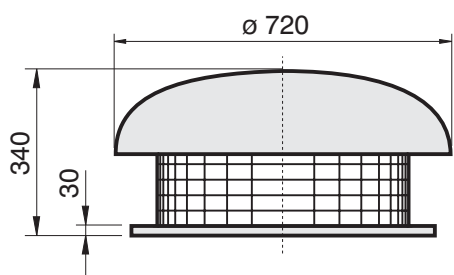
Typ	DV/DH	400-4-4D	Artnr.	A00-40049/A10-40049
U	400 V	50 Hz	I_A / I_N	2.6
P_1	0.43/0.27 kW		\triangle	IP44
I_N	0.74/0.45 A		\star	01.045
n	1275/895 min ⁻¹		\blacksquare	21.0 kg
C_{400V}	-- μ F		\blacksquare	--
t_R	40 °C		\blacksquare	--
$\Delta p_{fa \text{ min}}$	-- Pa		∇	--
ΔI	-- %		\square	MSD 2



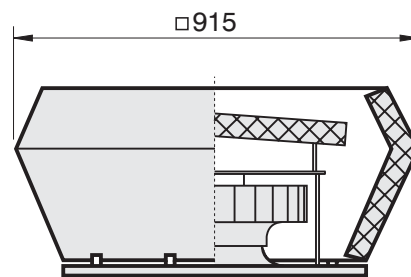
DV



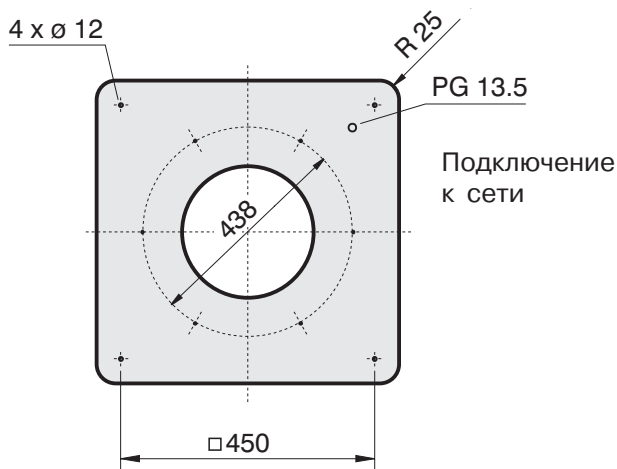
DVP



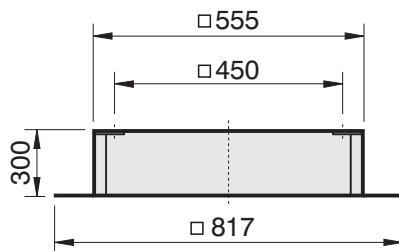
DH



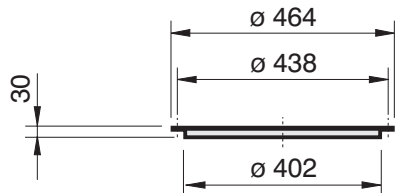
DVS



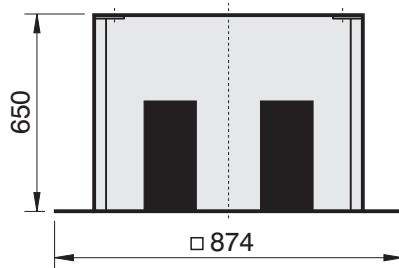
Подключение к сети



FS
Основание для плоской крыши



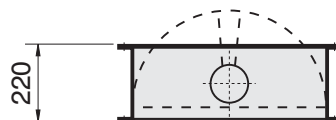
ASF
Фланец со стороны забора воздуха



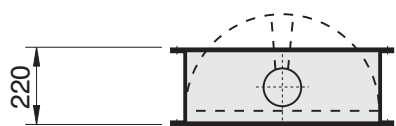
SD
Шумоглушитель для основания



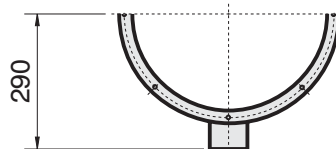
ASS
Патрубок со стороны забора воздуха

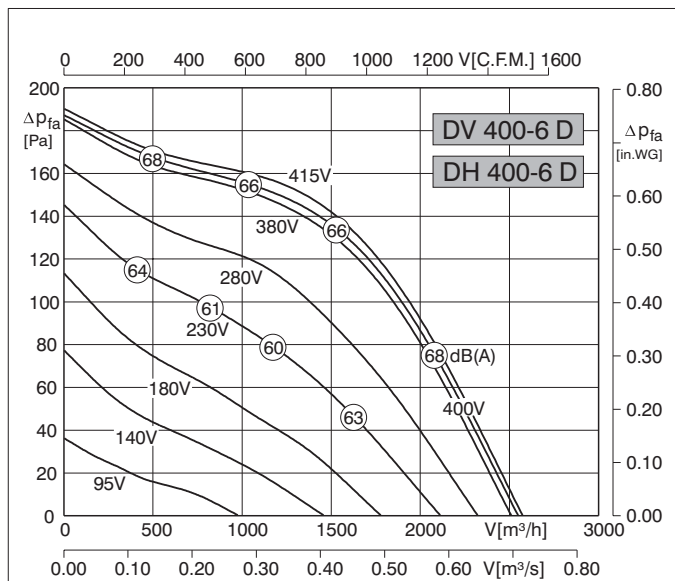


VM
Запорный клапан с электроприводом

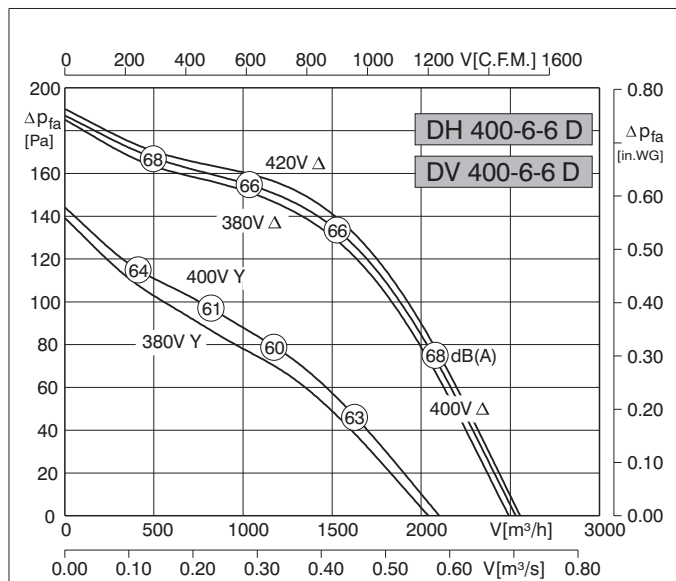


VS
Автоматический запорный клапан

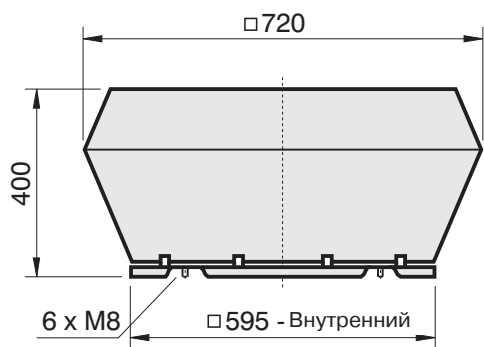




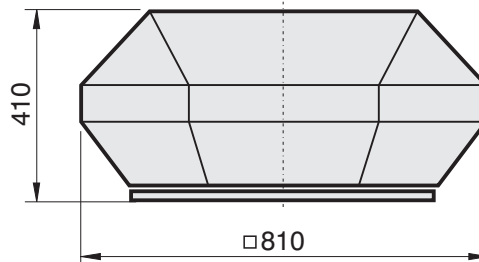
Typ	DV/DH 400-6D	Artnr.	A00-40043/A10-40043
U	400 V	50 Hz	I_A / I_N 2.8
P ₁	0.15 kW	\triangle	IP44
I _N	0.29 A	\star	01.006
n	880 min ⁻¹	\blacksquare	21.0 kg
C _{400V}	-- μF	\blacksquare	RTD 1.2
t _R	60 °C	\blacksquare	--
Δp _{fa min}	-- Pa	$\nabla \triangle$	--
ΔI	6 %	\square	MSD 1



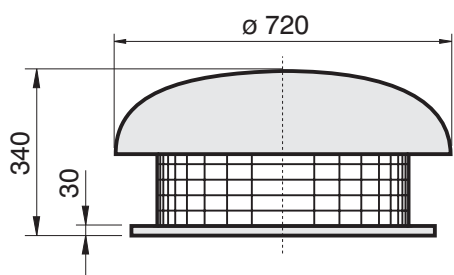
Typ	DV/DH 400-6-6D	Artnr.	A00-40052/A10-40052
U	400 V Δ/Y	50 Hz	I_A / I_N 2.8
P ₁	0.15/0.1 kW	\triangle	IP44
I _N	0.29/0.16 A	\star	01.045
n	880/680 min ⁻¹	\blacksquare	21.0 kg
C _{400V}	-- μF	\blacksquare	--
t _R	60 °C	\blacksquare	--
Δp _{fa min}	-- Pa	$\nabla \triangle$	--
ΔI	-- %	\square	MSD 2



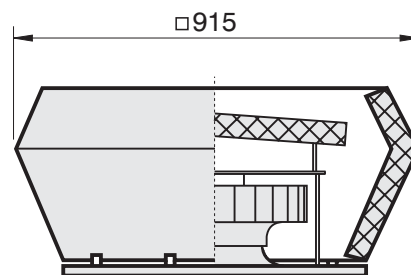
DV



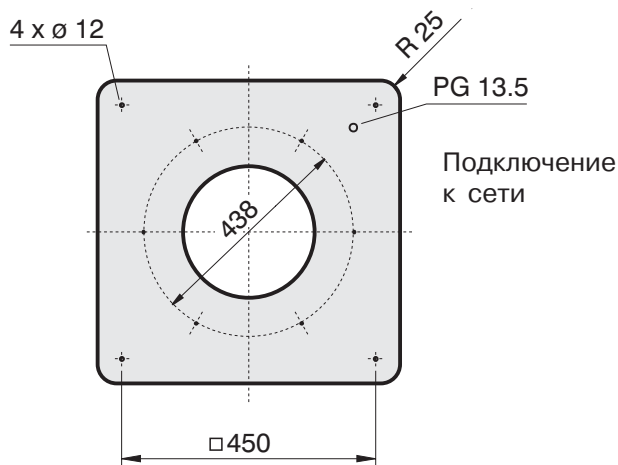
DVP



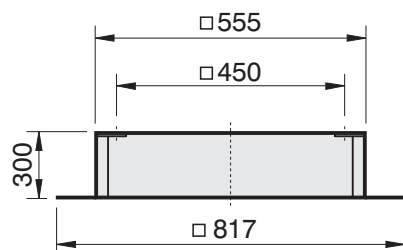
DH



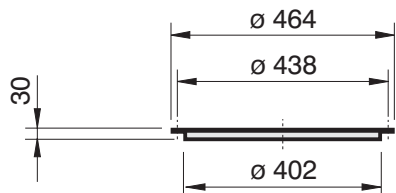
DVS



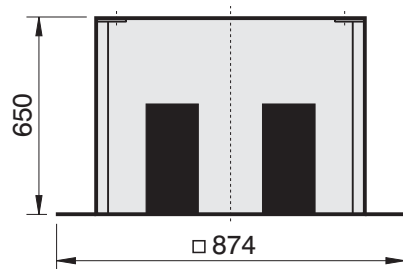
Подключение к сети



FS
Основание для плоской крыши



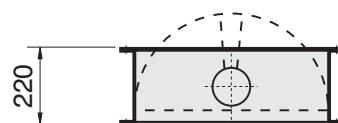
ASF
Фланец со стороны забора воздуха



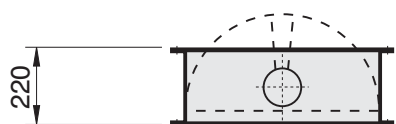
SD
Шумоглушитель для основания



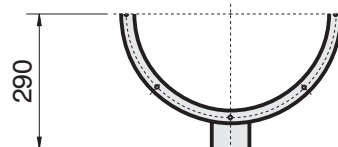
ASS
Патрубок со стороны забора воздуха

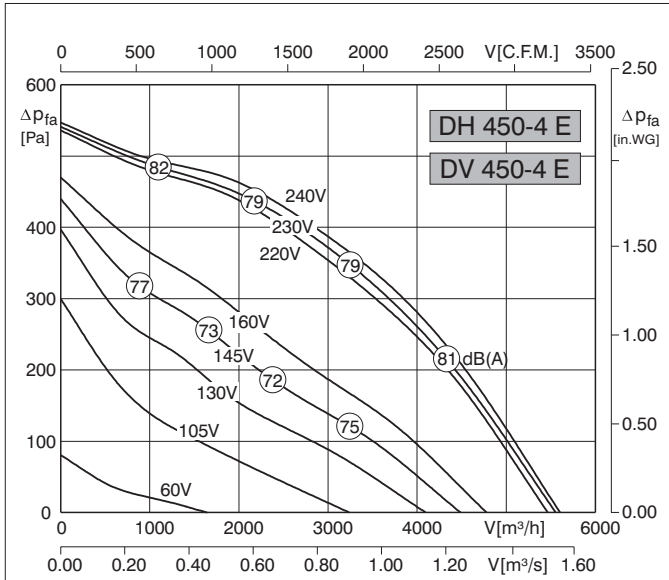


VM
Запорный клапан с электроприводом

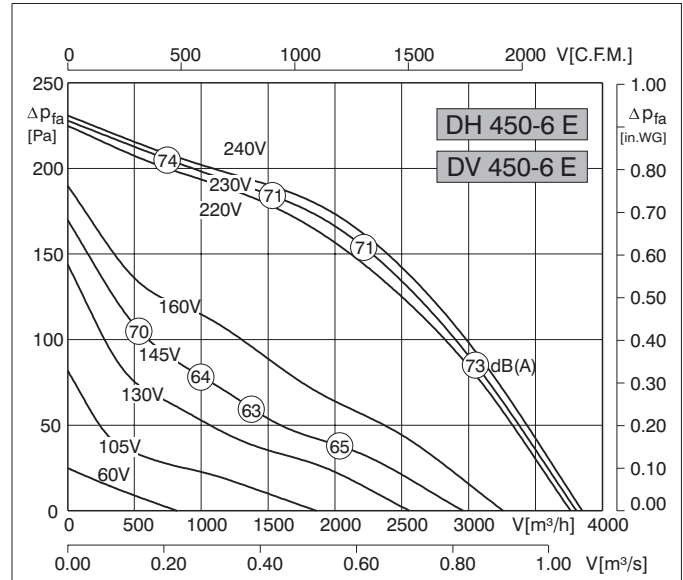


VS
Автоматический запорный клапан

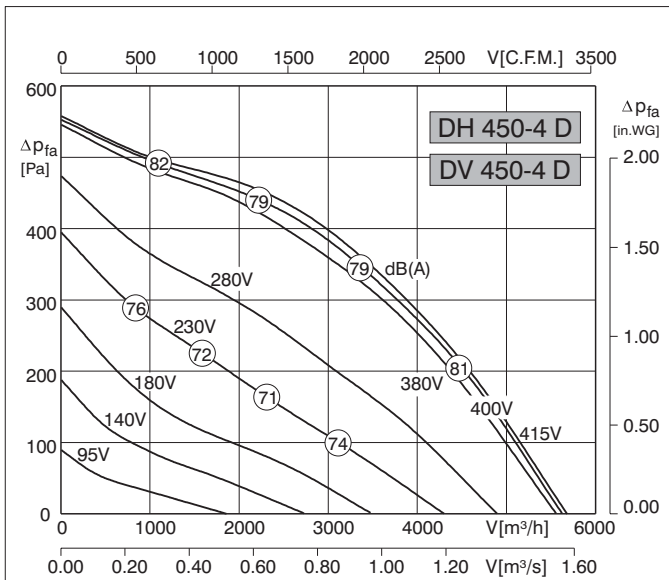




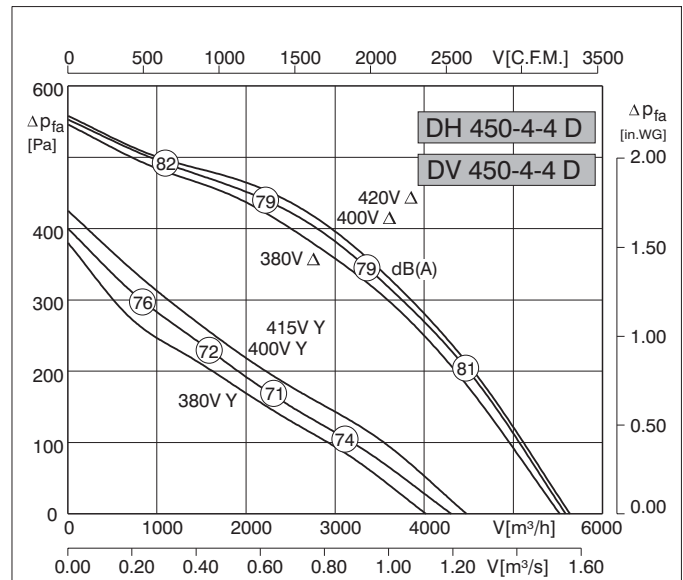
Typ	DV/DH	450-4E	Artnr.	A00-45000/A10-45000
U	230 V	50 Hz	I_A / I_N	2.0
P ₁	0.80 kW		△	IP44
I _N	3.74 A		✱	01.024
n	1240 min ⁻¹		■	29 kg
C _{400V}	16 μF		■	RE/RTE 5
t _R	50 °C		■	RSE 5.5
ΔP _{fa min}	-- Pa	▽△		--
ΔI	2 %	□		MSE1



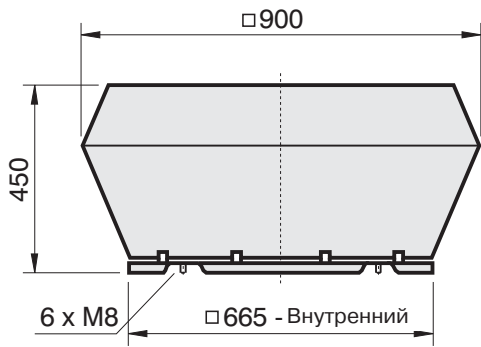
Typ	DV/DH	450-6E	Artnr.	A00-45003/A10-45003
U	230 V	50 Hz	I_A / I_N	1.8
P ₁	0.27 kW		△	IP44
I _N	1.2 A		✱	01.024
n	860 min ⁻¹		■	26 kg
C _{400V}	5 μF		■	RE/RTE 1.5
t _R	50 °C		■	RSE 1.4
ΔP _{fa min}	-- Pa	▽△		ED 2.5
ΔI	2 %	□		MSE1



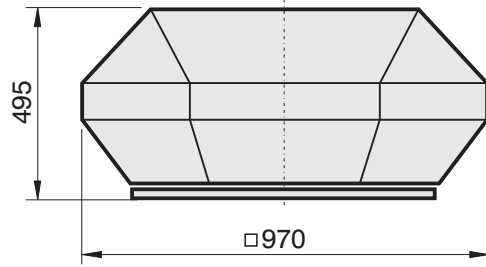
Typ	DV/DH	450-4D	Artnr.	A00-45040/A10-45040
U	400 V	50 Hz	I_A / I_N	2.4
P ₁	0.74 kW		△	IP44
I _N	1.46 A		✱	01.006
n	1240 min ⁻¹		■	27 kg
C _{400V}	-- μF		■	RTD 2.5
t _R	40 °C		■	--
ΔP _{fa min}	-- Pa	▽△		--
ΔI	-- %	□		MSD1



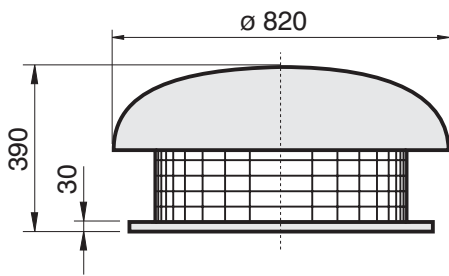
Typ	DV/DH	450-4-4D	Artnr.	A00-45049/A10-45049
U	400 V	50 Hz	I_A / I_N	2.4
P ₁	0.74/0.39 kW		△	IP44
I _N	1.46/0.75 A		✱	01.045
n	1240/855 min ⁻¹		■	27 kg
C _{400V}	-- μF		■	--
t _R	40 °C		■	--
ΔP _{fa min}	-- Pa	▽△		--
ΔI	-- %	□		MSD2



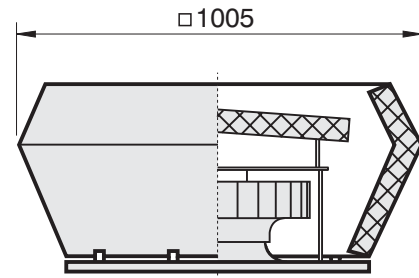
DV



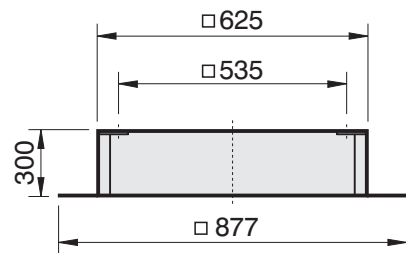
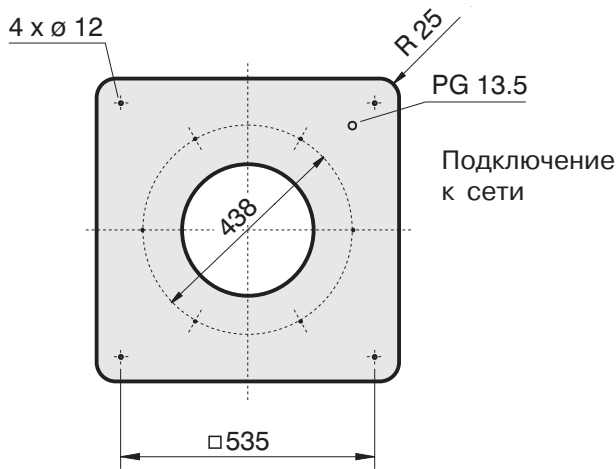
DVP



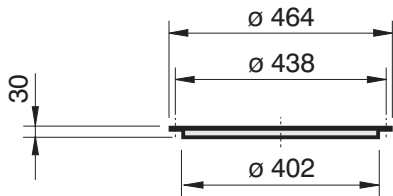
DH



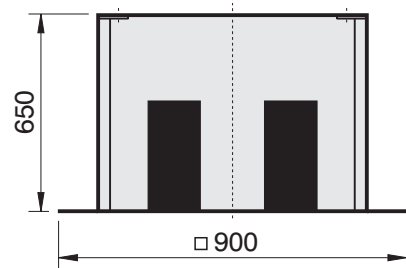
DVS



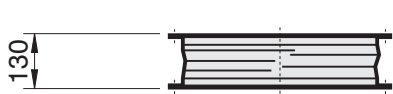
FS
Основание для плоской крыши



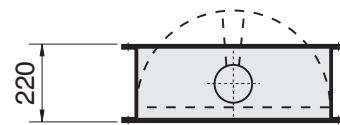
ASF
Фланец со стороны забора воздуха



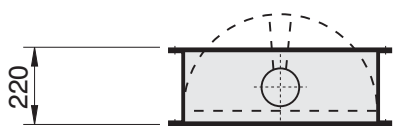
SD
Шумоглушитель для основания



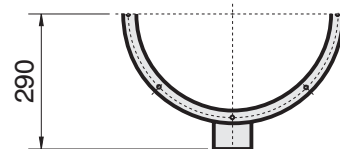
ASS
Патрубок со стороны забора воздуха

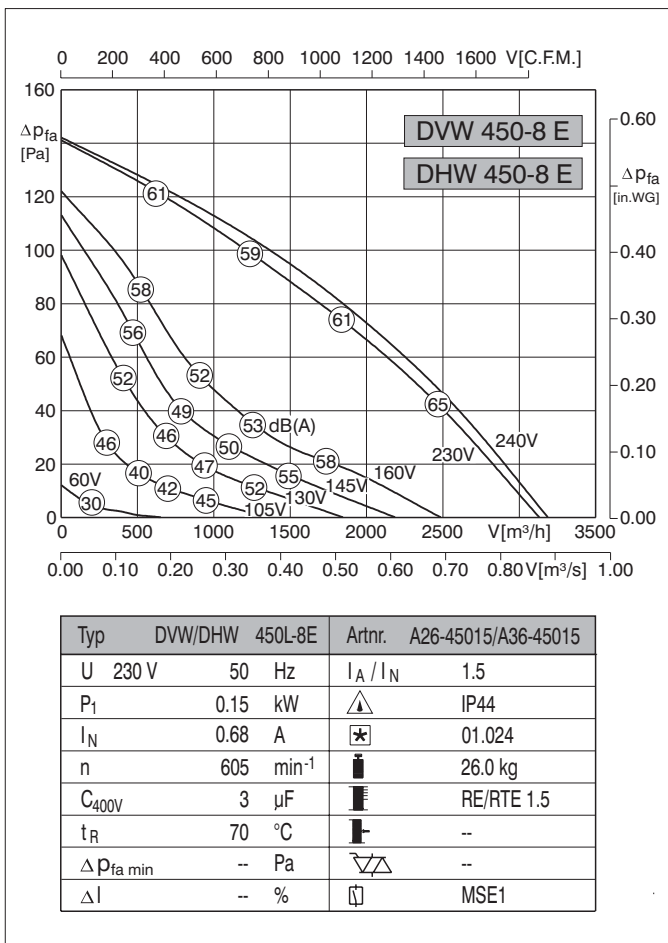
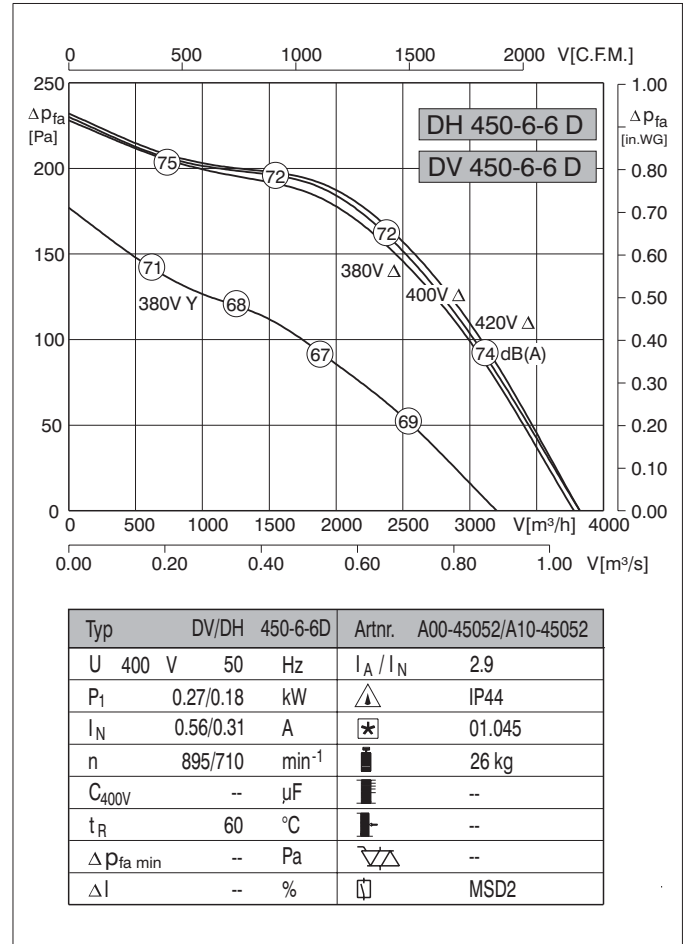
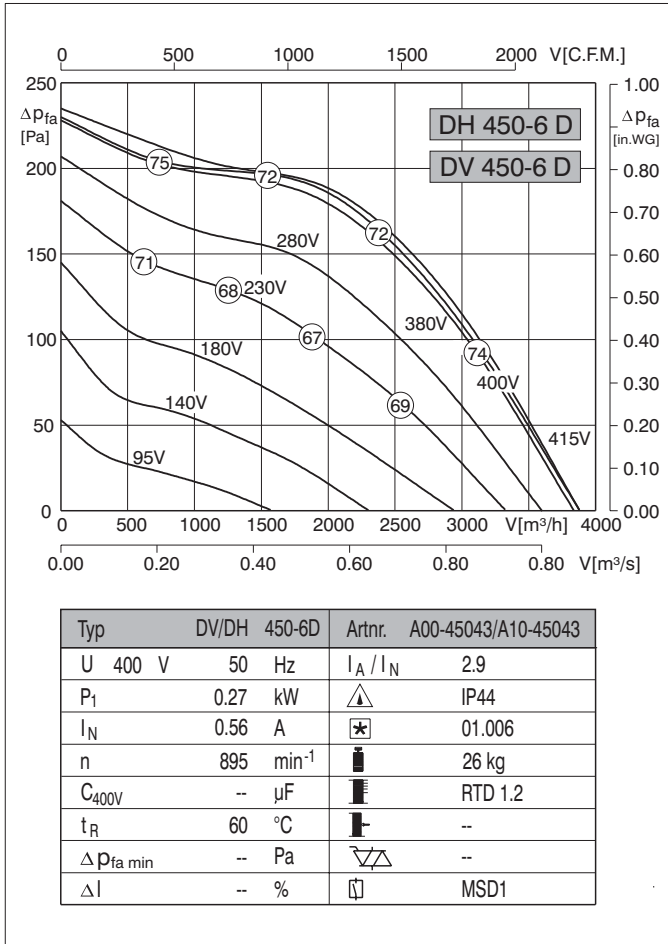


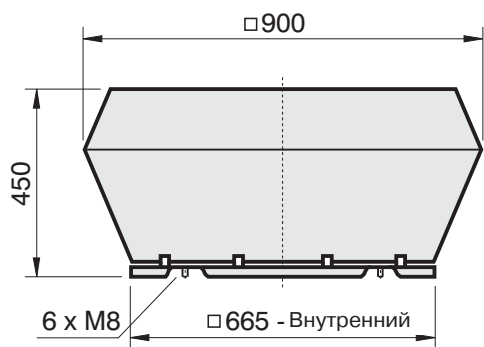
VM
Запорный клапан с электроприводом



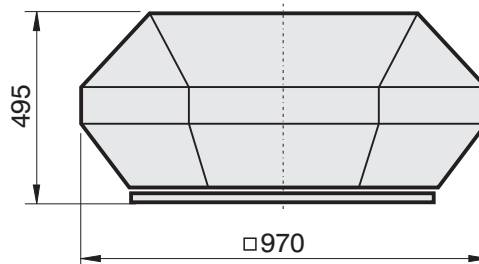
VS
Автоматический запорный клапан



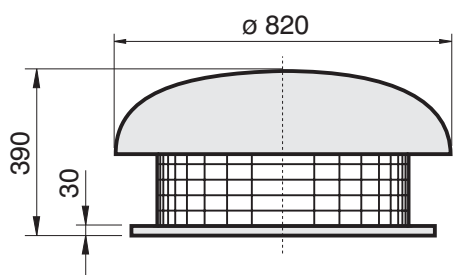




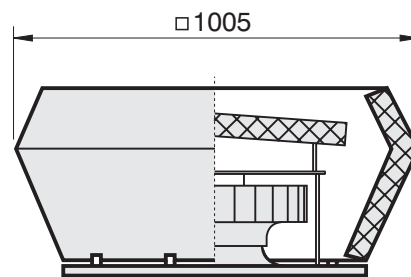
DV



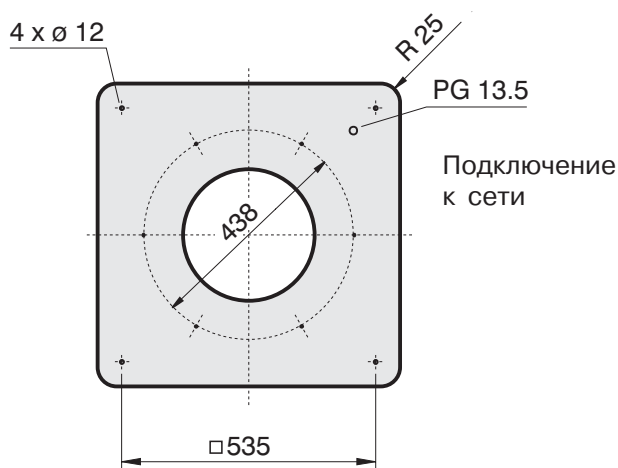
DVP



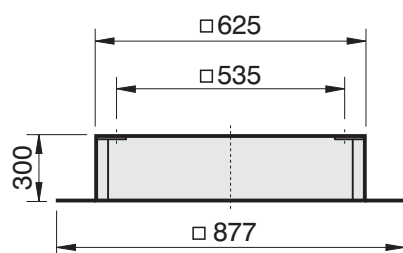
DH



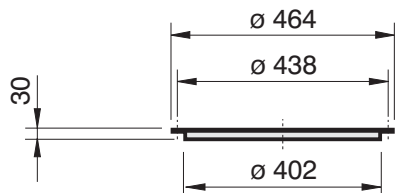
DVS



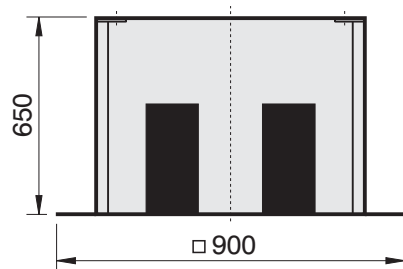
Подключение к сети



FS
Основание для плоской крыши



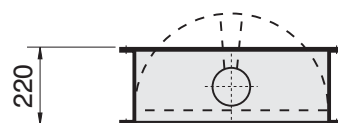
ASF
Фланец со стороны забора воздуха



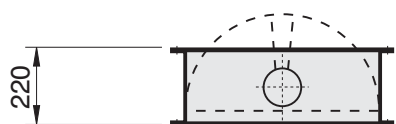
SD
Шумоглушитель для основания



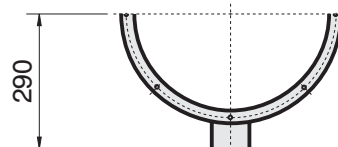
ASS
Патрубок со стороны забора воздуха

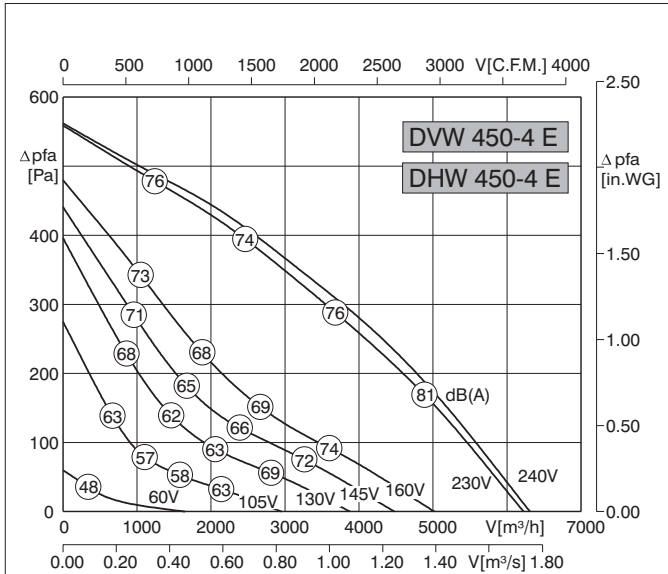


VM
Запорный клапан с электроприводом

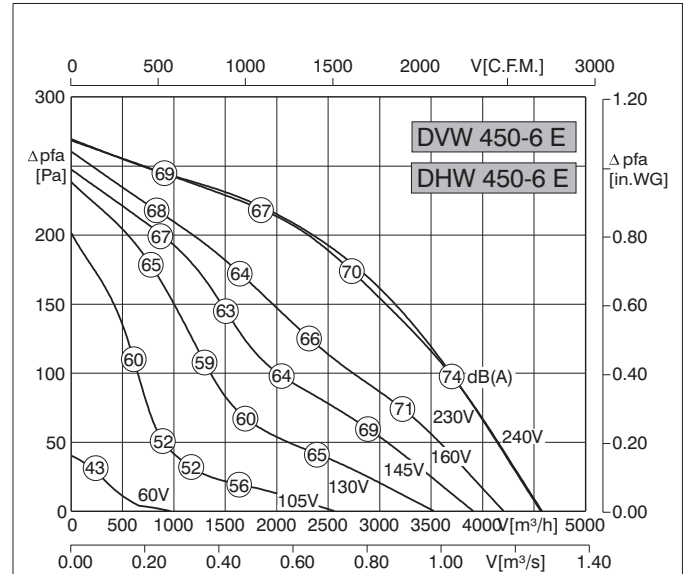


VS
Автоматический запорный клапан

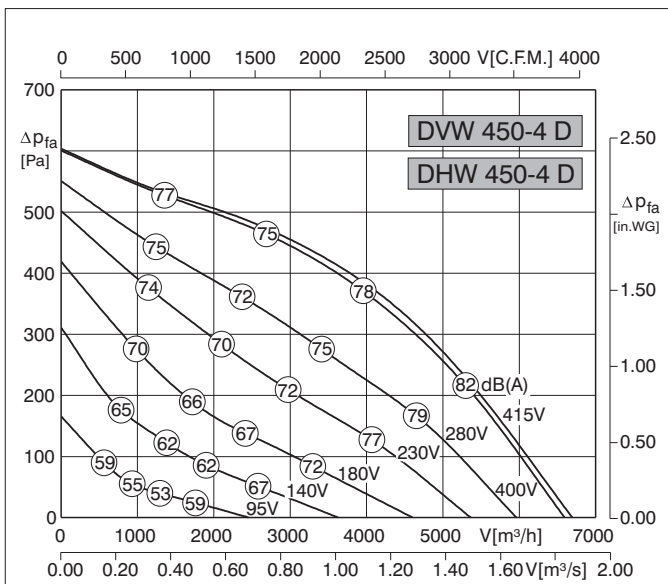




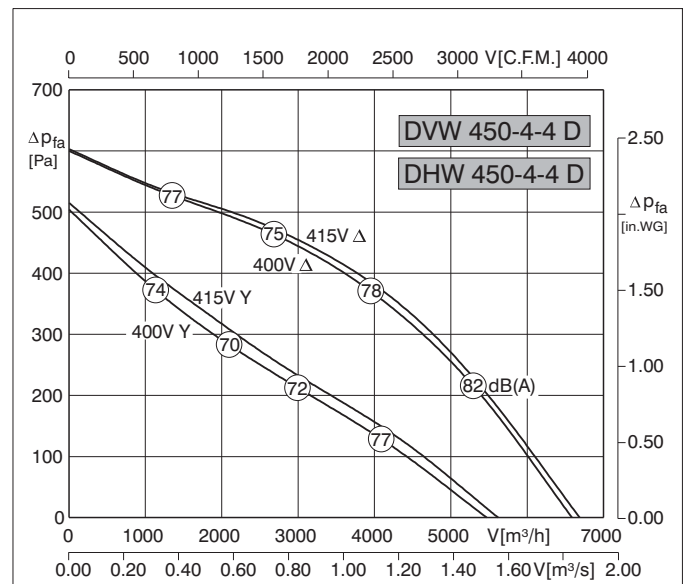
Typ	DVW/DHW	450-4E	Artnr.	A26-45009/A36-45009
U	230 V	50 Hz	I _A / I _N	2.4
P ₁	0.84 kW		△	IP44
I _N	3.7 A		✱	01.024
n	1210 min ⁻¹		■	29.0 kg
C _{400V}	16 μF		■	RE/RTE 5
t _R	40 °C		■	RSE 5.5
Δp _{fa min}	-- Pa		▽△	--
ΔI	9 %		□	MSE1



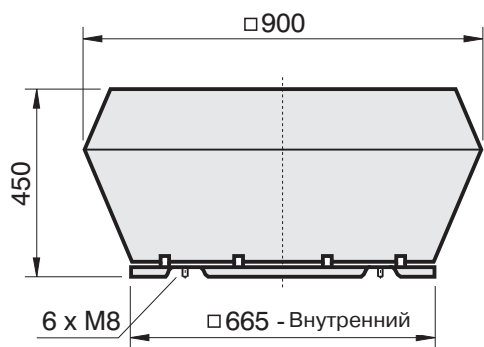
Typ	DVW/DHW	450-6E	Artnr.	A26-45012/A36-45012
U	230 V	50 Hz	I _A / I _N	2.4
P ₁	0.37 kW		△	IP44
I _N	1.9 A		✱	01.024
n	910 min ⁻¹		■	27.0 kg
C _{400V}	6 μF		■	RE/RTE 3.2
t _R	40 °C		■	RSE 2.5
Δp _{fa min}	-- Pa		▽△	--
ΔI	23 %		□	MSE1



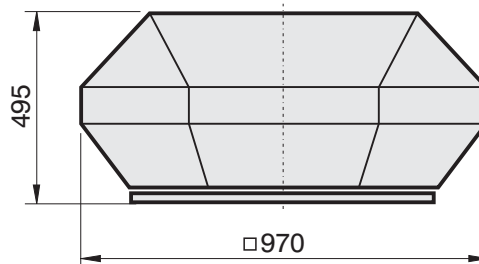
Typ	DVW/DHW	450-4D	Artnr.	A26-45061/A36-45061
U	400 V Δ	50 Hz	I _A / I _N	3.3
P ₁	0.94 kW		△	IP44
I _N	1.7 A		✱	01.006
n	1320 min ⁻¹		■	29.0 kg
C _{400V}	-- μF		■	RTD 2.5
t _R	40 °C		■	--
Δp _{fa min}	-- Pa		▽△	--
ΔI	9 %		□	MSD1



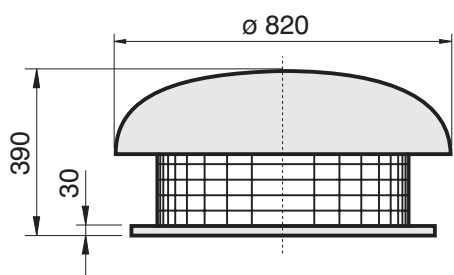
Typ	DVW/DHW	450-4-4D	Artnr.	A26-45067/A36-45067
U	400 V Δ/Y	50 Hz	I _A / I _N	3.3
P ₁	0.94/0.62 kW		△	IP44
I _N	1.7/1.1 A		✱	01.045
n	1320/990 min ⁻¹		■	29.0 kg
C _{400V}	-- μF		■	--
t _R	40 °C		■	--
Δp _{fa min}	-- Pa		▽△	--
ΔI	9 %		□	MSD 2



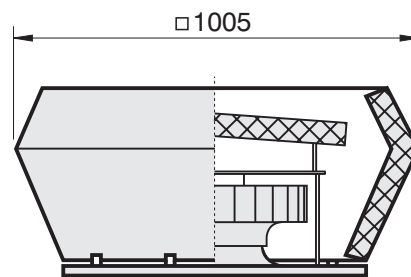
DVW



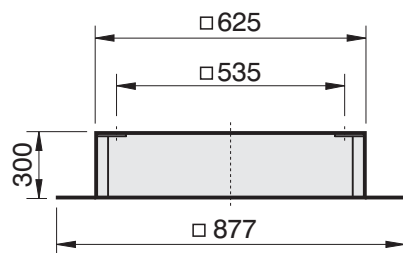
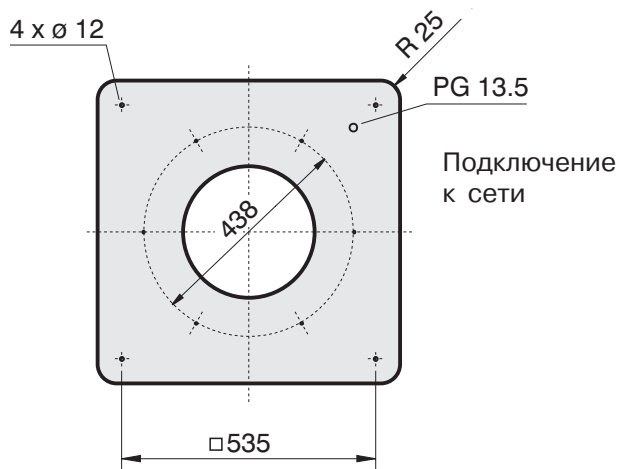
DVP



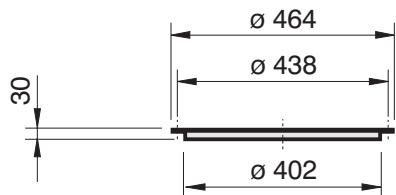
DHW



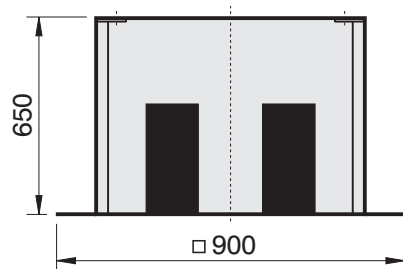
DVS



FS
Основание для плоской крыши



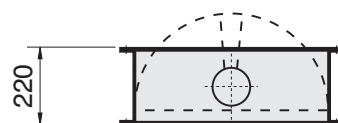
ASF
Фланец со стороны забора воздуха



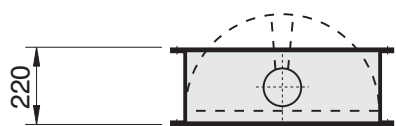
SD
Шумоглушитель для основания



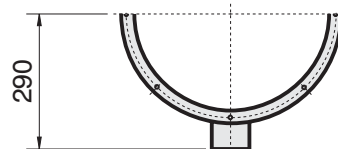
ASS
Патрубок со стороны забора воздуха

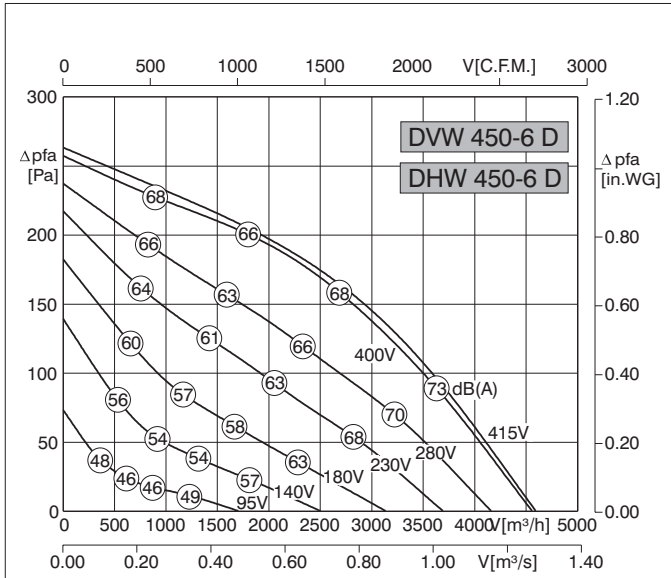


VM
Запорный клапан с электроприводом

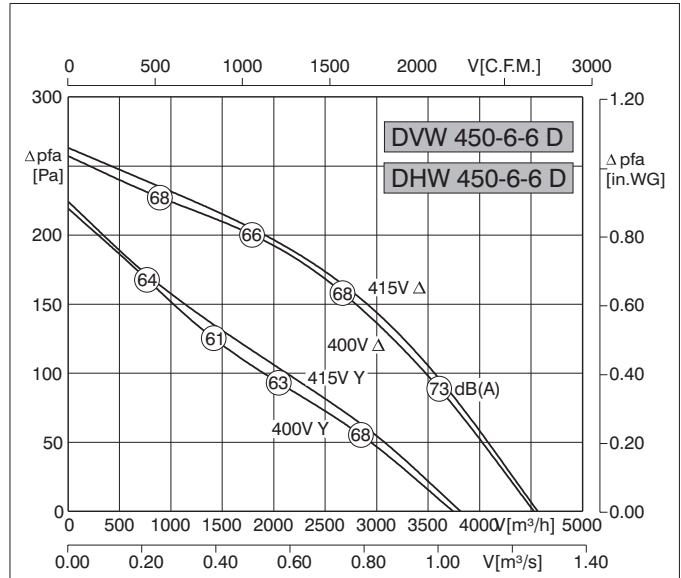


VS
Автоматический запорный клапан

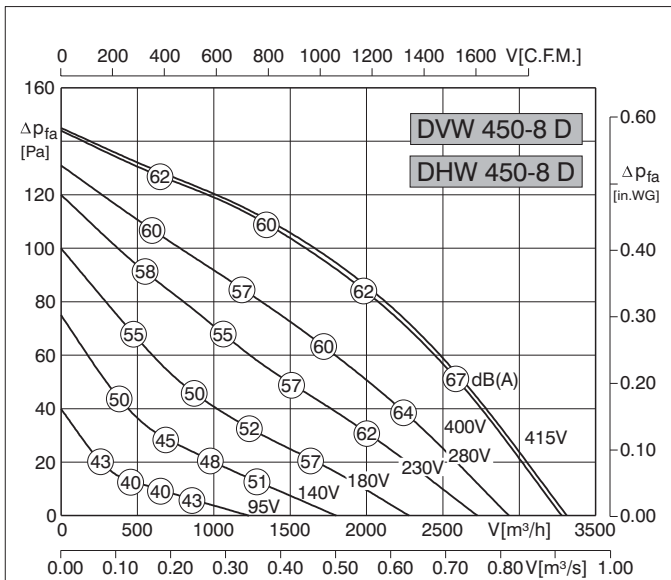




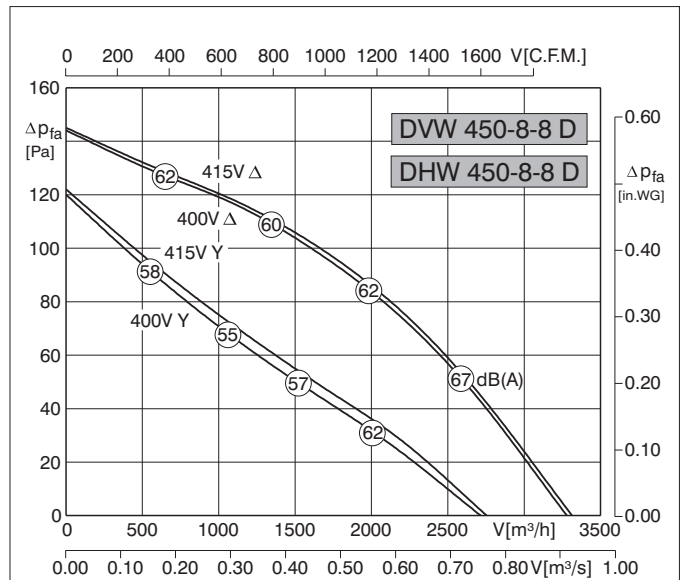
Typ	DVW/DHW	450-6D	Artnr.	A26-45063/A36-45063
U	400 V Δ	50 Hz	I _A / I _N	2.6
P ₁	0.31 kW		△	IP44
I _N	0.64 A		✱	01.006
n	880 min ⁻¹		■	26.0 kg
C _{400V}	-- μF		■	RTD 1.2
t _R	70 °C		■	--
Δp _{fa min}	-- Pa		▽△	--
ΔI	-- %		□	MSD1



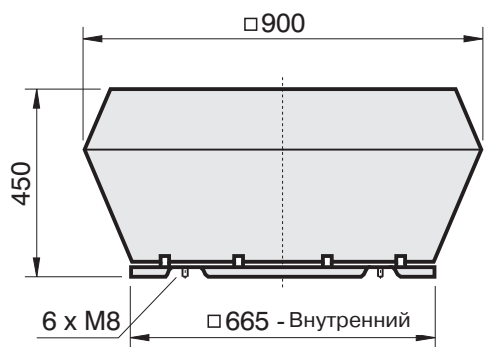
Typ	DVW/DHW	450-6-6D	Artnr.	A26-45069/A36-45069
U	400 V Δ / Y	50 Hz	I _A / I _N	2.6
P ₁	0.31/0.2 kW		△	IP44
I _N	0.64/0.34 A		✱	01.045
n	880/675 min ⁻¹		■	26.0 kg
C _{400V}	-- μF		■	--
t _R	70 °C		■	--
Δp _{fa min}	-- Pa		▽△	--
ΔI	-- %		□	MSD2



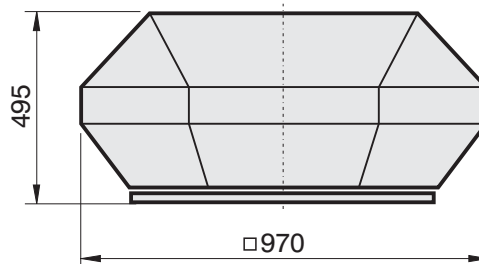
Typ	DVW/DHW	450-8D	Artnr.	A26-45046/A36-45046
U	400 V Δ	50 Hz	I _A / I _N	2.3
P ₁	0.15 kW		△	IP44
I _N	0.34 A		✱	01.006
n	650 min ⁻¹		■	26.0 kg
C _{400V}	-- μF		■	RTD 1.2
t _R	70 °C		■	--
Δp _{fa min}	-- Pa		▽△	--
ΔI	-- %		□	MSD1



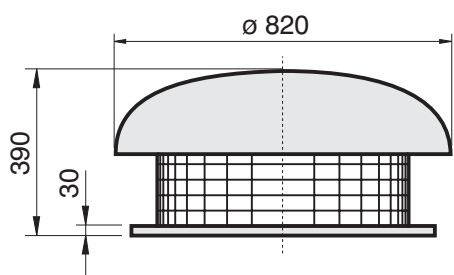
Typ	DVW/DHW	450-8-8D	Artnr.	A26-45071/A36-45071
U	400 V Δ / Y	50 Hz	I _A / I _N	2.3
P ₁	0.15/0.09 kW		△	IP44
I _N	0.34/0.17 A		✱	01.045
n	650/520 min ⁻¹		■	26.0 kg
C _{400V}	-- μF		■	--
t _R	70 °C		■	--
Δp _{fa min}	-- Pa		▽△	--
ΔI	-- %		□	MSD2



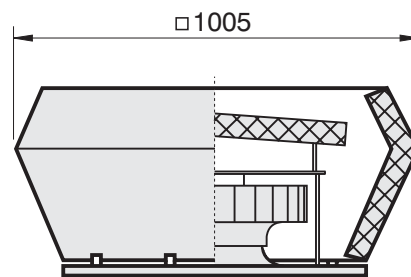
DVW



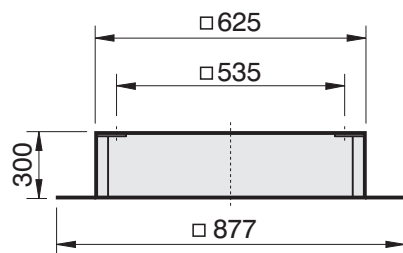
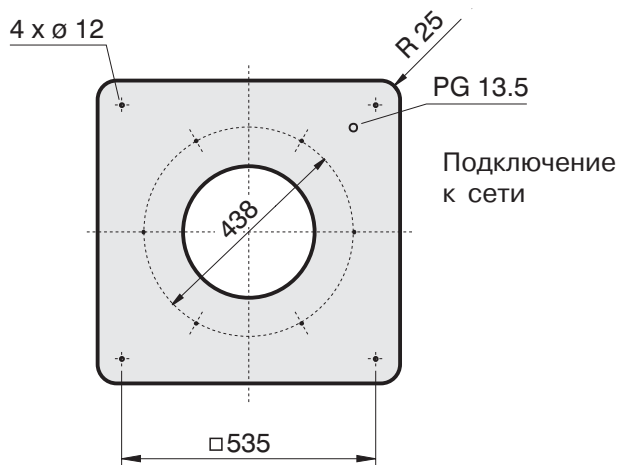
DVP



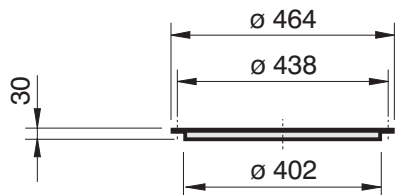
DHW



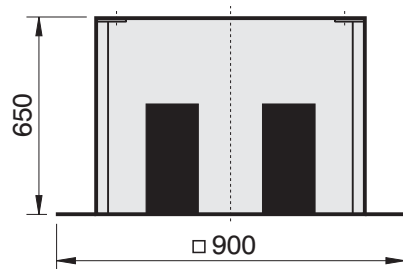
DVS



FS
Основание для плоской крыши



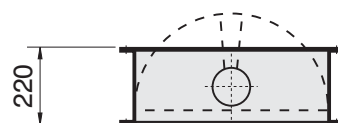
ASF
Фланец со стороны забора воздуха



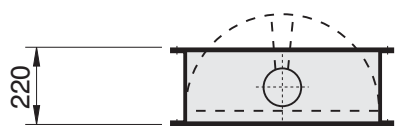
SD
Шумоглушитель для основания



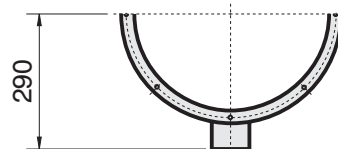
ASS
Патрубок со стороны забора воздуха

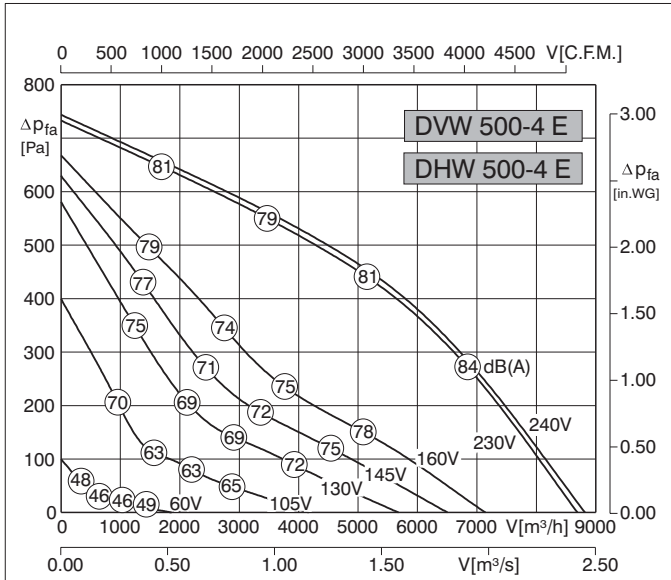


VM
Запорный клапан с электроприводом

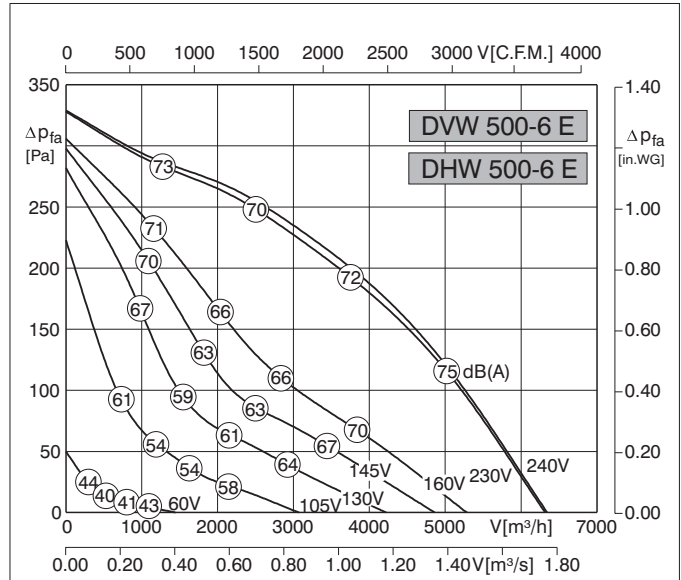


VS
Автоматический запорный клапан

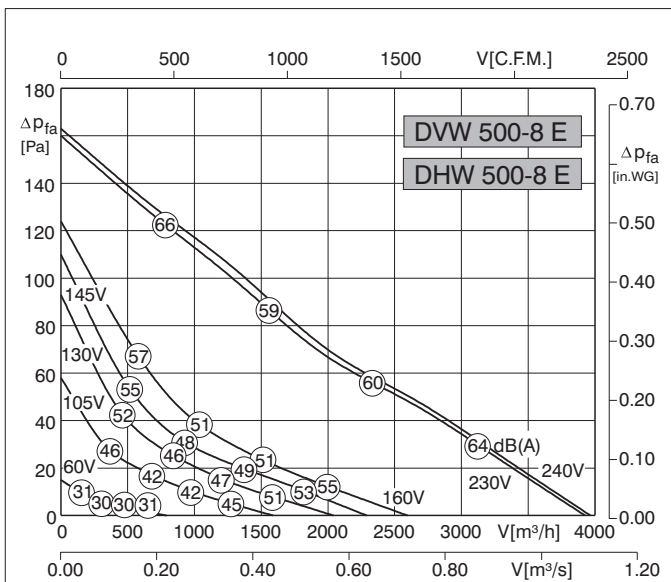




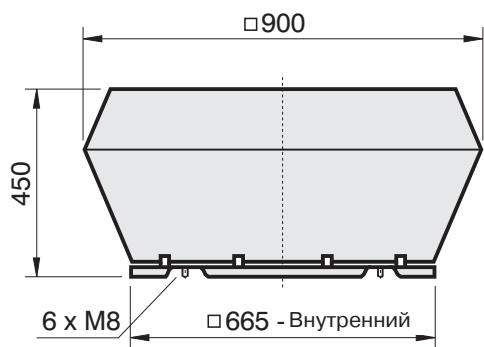
Typ	DVW/DHW	500-4E	Artnr.	A26-50010/A36-50010
U	230 V	50 Hz	I _A / I _N	2.2
P ₁	1.7 kW		△	IP44
I _N	7.5 A		⊗	01.024
n	1290 min ⁻¹		■	39.0 kg
C _{400V}	30 μF		■	RE/RTE 10
t _R	40 °C		■	--
ΔP _{fa min}	-- Pa		▽△	--
ΔI	7 %		□	MSE1



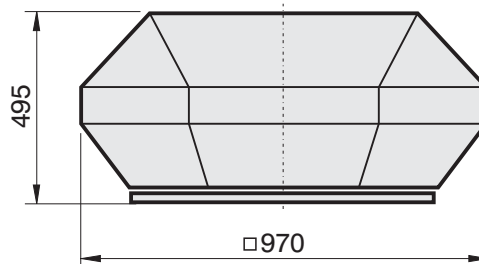
Typ	DVW/DHW	500-6E	Artnr.	A26-50000/A36-50000
U	230 V	50 Hz	I _A / I _N	2.3
P ₁	0.57 kW		△	IP44
I _N	2.6 A		⊗	01.024
n	890 min ⁻¹		■	31.0 kg
C _{400V}	12 μF		■	RE/RTE 3.2
t _R	45 °C		■	RSE 3.7
ΔP _{fa min}	-- Pa		▽△	--
ΔI	7 %		□	MSE1



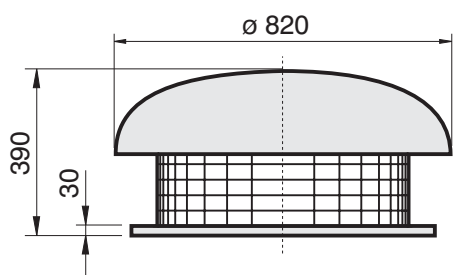
Typ	DVW/DHW	500-8E	Artnr.	A26-50003/A36-50003
U	230 V	50 Hz	I _A / I _N	1.2
P ₁	0.21 kW		△	IP44
I _N	0.95 A		⊗	01.024
n	510 min ⁻¹		■	28.0 kg
C _{400V}	4 μF		■	RE/RTE 1.5
t _R	45 °C		■	--
ΔP _{fa min}	-- Pa		▽△	--
ΔI	-- %		□	MSE1



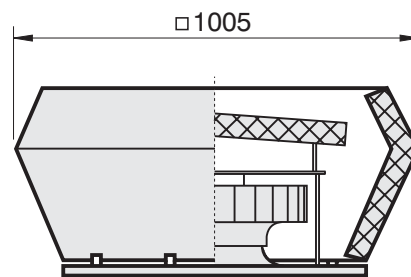
DV



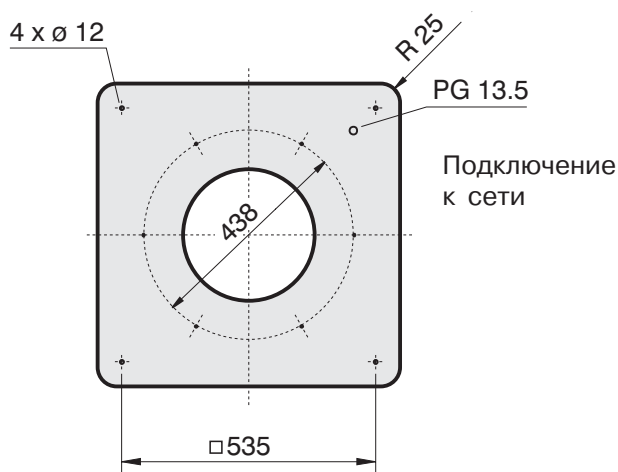
DVP



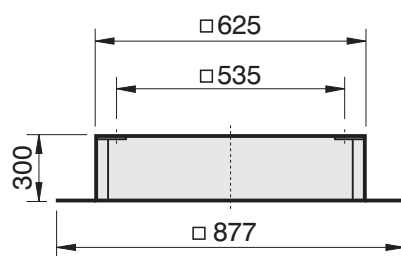
DH



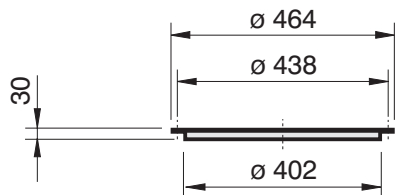
DVS



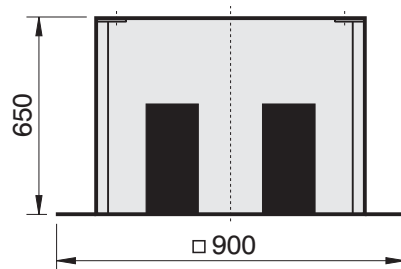
Подключение к сети



FS
Основание для плоской крыши



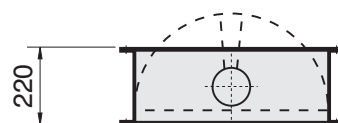
ASF
Фланец со стороны забора воздуха



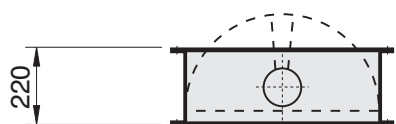
SD
Шумоглушитель для основания



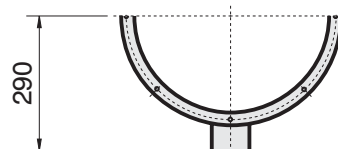
ASS
Патрубок со стороны забора воздуха

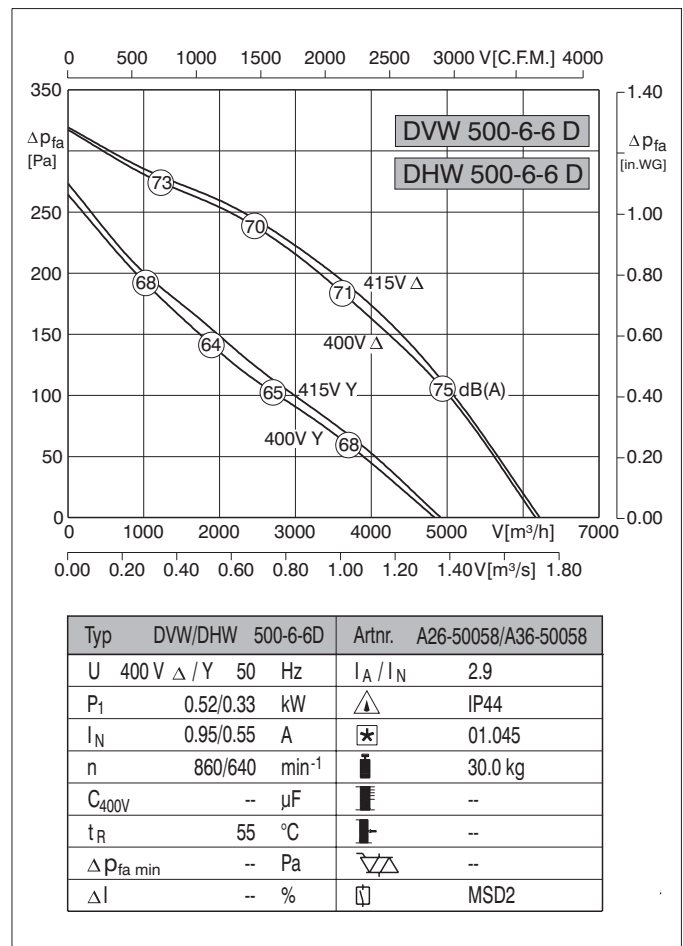
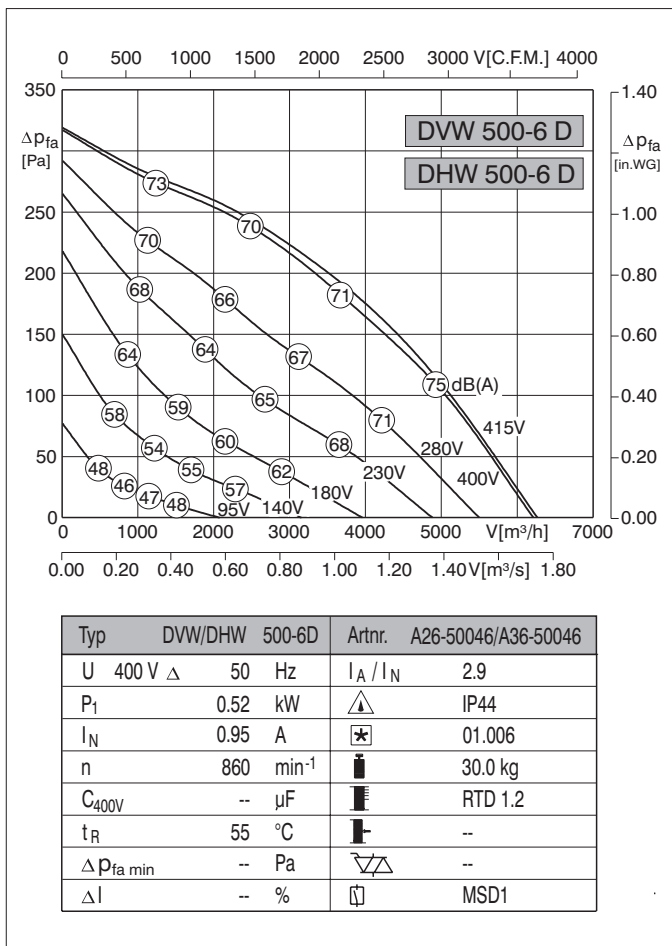
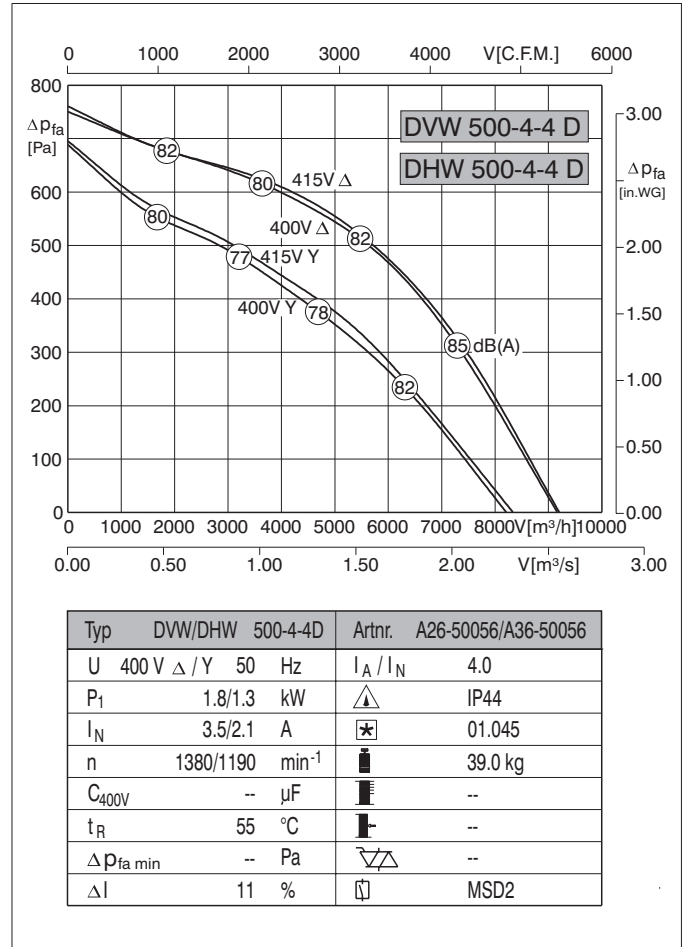
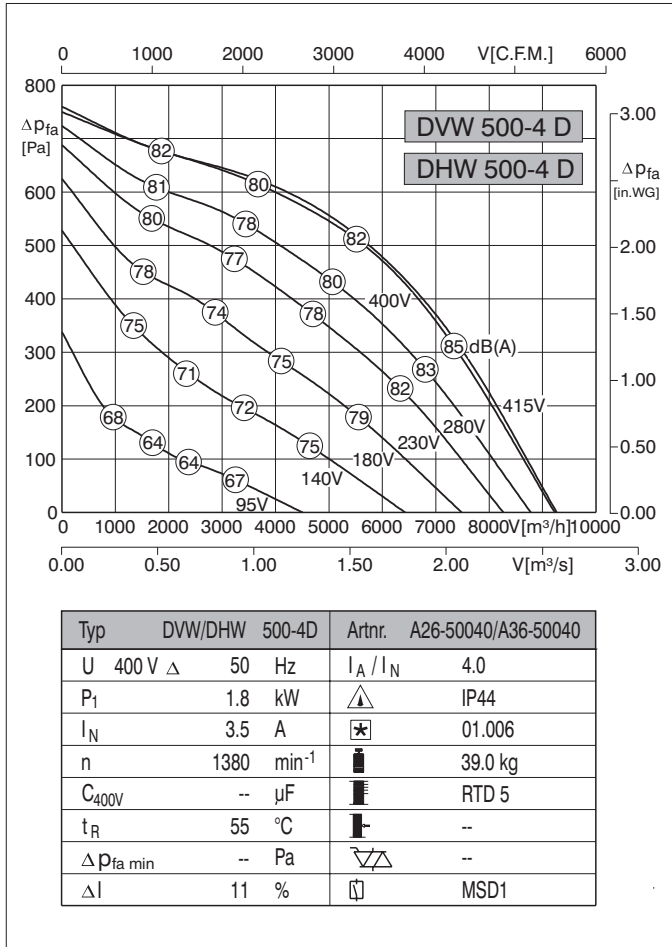


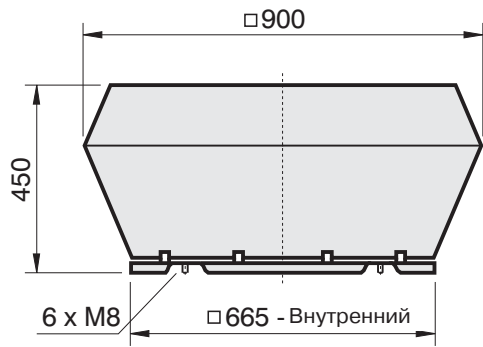
VM
Запорный клапан с электроприводом



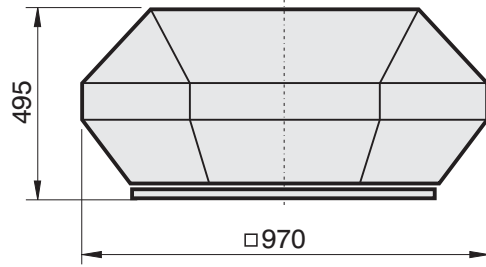
VS
Автоматический запорный клапан



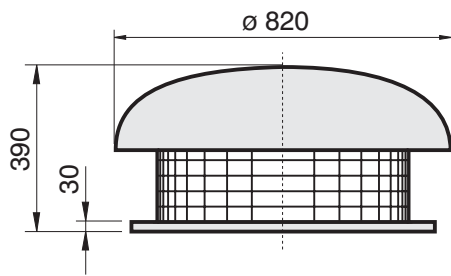




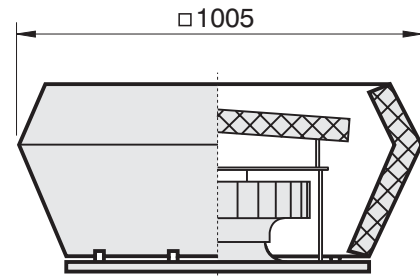
DV



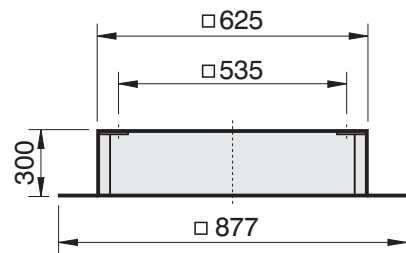
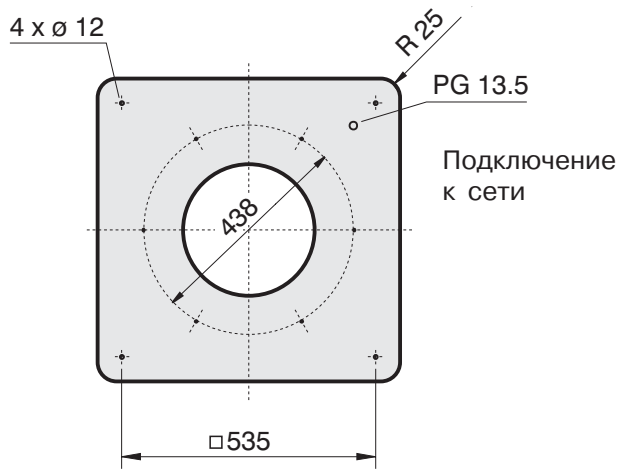
DVP



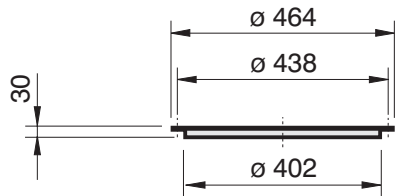
DH



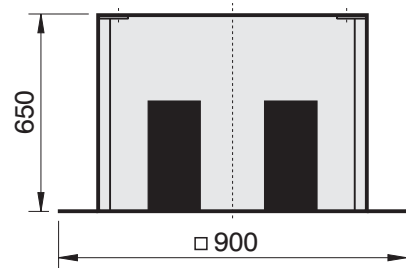
DVS



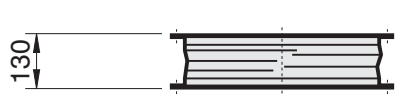
FS
Основание для плоской крыши



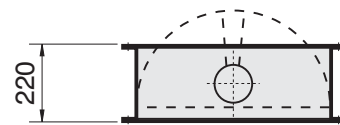
ASF
Фланец со стороны забора воздуха



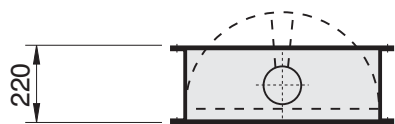
SD
Шумоглушитель для основания



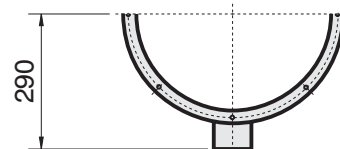
ASS
Патрубок со стороны забора воздуха

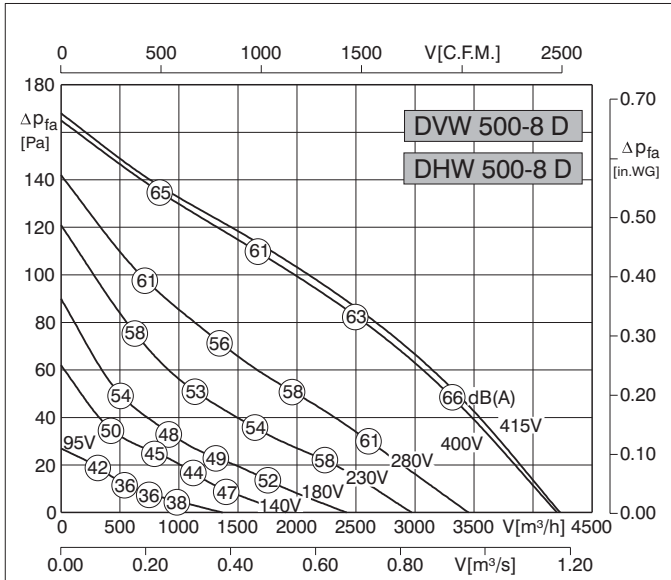


VM
Запорный клапан с электроприводом

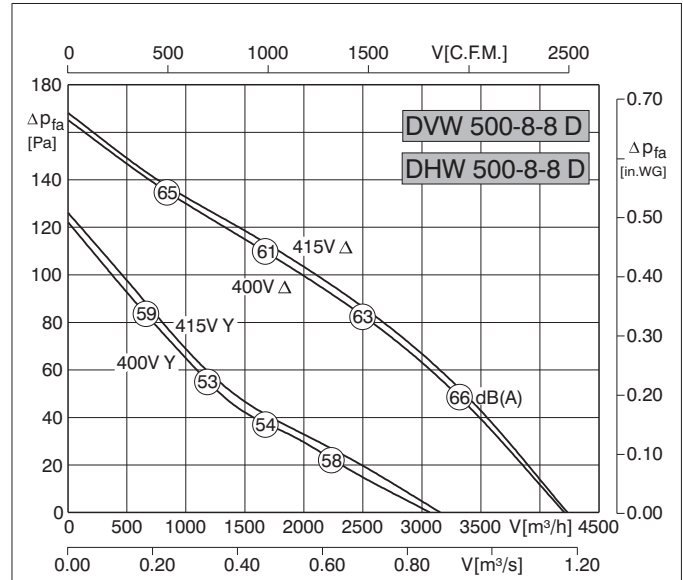


VS
Автоматический запорный клапан

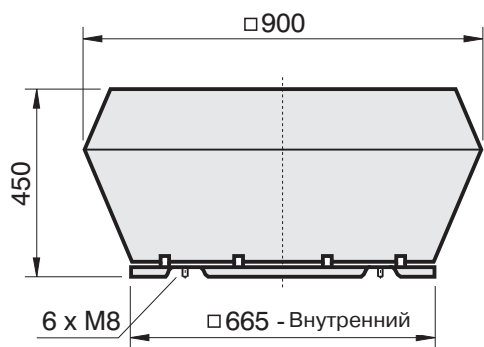




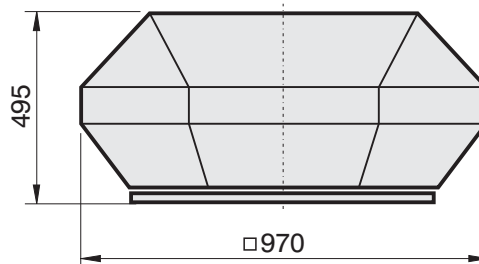
Typ	DVW/DHW 500-8D	Artnr.	A26-50049/A36-50049
U	400 V Δ	50 Hz	I_A / I_N 2.0
P ₁	0.2 kW	\triangle	IP44
I _N	0.4 A	\boxtimes	01.006
n	580 min ⁻¹	\blacksquare	27 kg
C _{400V}	-- μF	\blacksquare	RTD 1.2
t _R	70 °C	\blacksquare	--
ΔP _{fa min}	-- Pa	$\nabla \nabla$	--
ΔI	-- %	\boxplus	MSD1



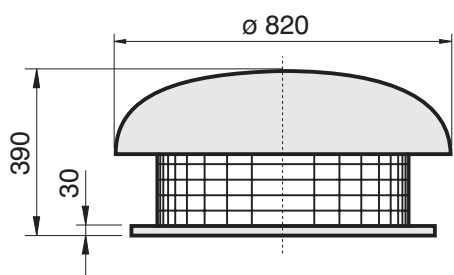
Typ	DVW/DHW 500-8-8D	Artnr.	A26-50061/A36-50061
U	400 V Δ / Y	50 Hz	I_A / I_N 2.0
P ₁	0.2/0.1 kW	\triangle	IP44
I _N	0.4/0.19 A	\boxtimes	01.045
n	580/390 min ⁻¹	\blacksquare	27 kg
C _{400V}	-- μF	\blacksquare	--
t _R	70 °C	\blacksquare	--
ΔP _{fa min}	-- Pa	$\nabla \nabla$	--
ΔI	-- %	\boxplus	MSD2



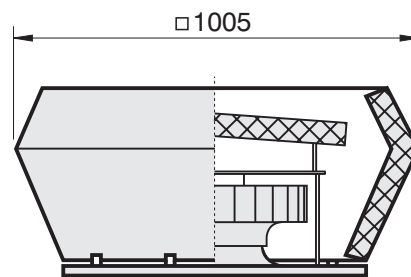
DV



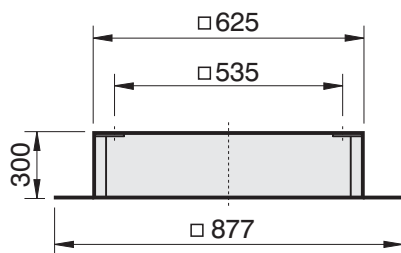
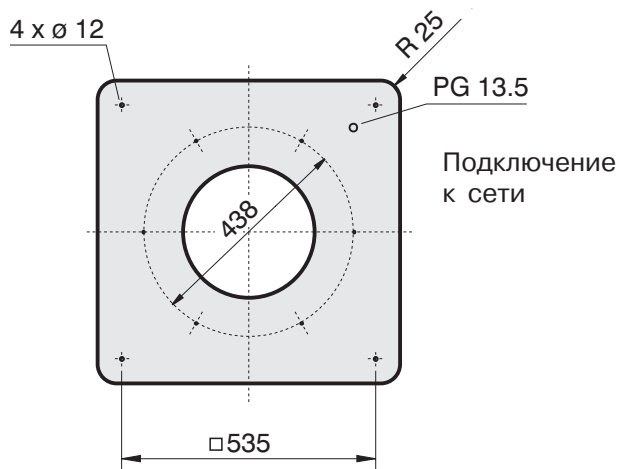
DVP



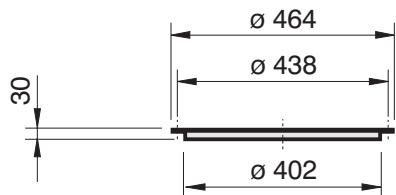
DH



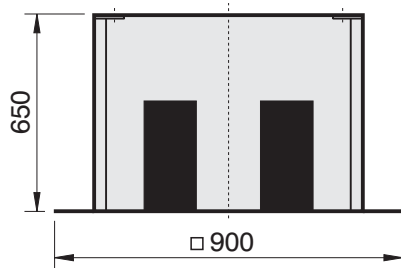
DVS



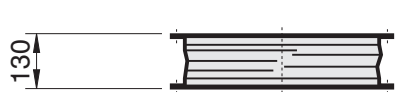
FS
Основание для плоской крыши



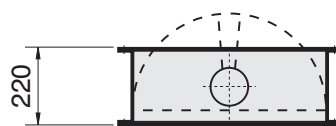
ASF
Фланец со стороны забора воздуха



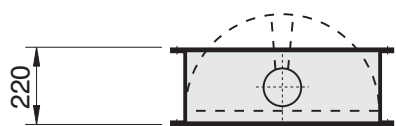
SD
Шумоглушитель для основания



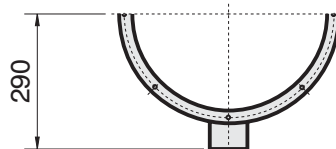
ASS
Патрубок со стороны забора воздуха

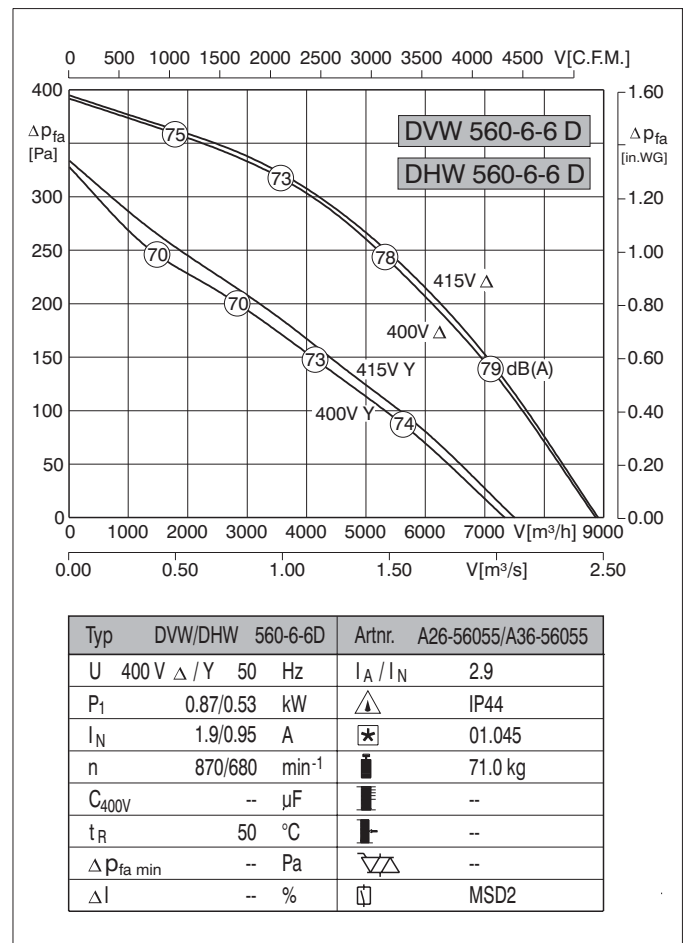
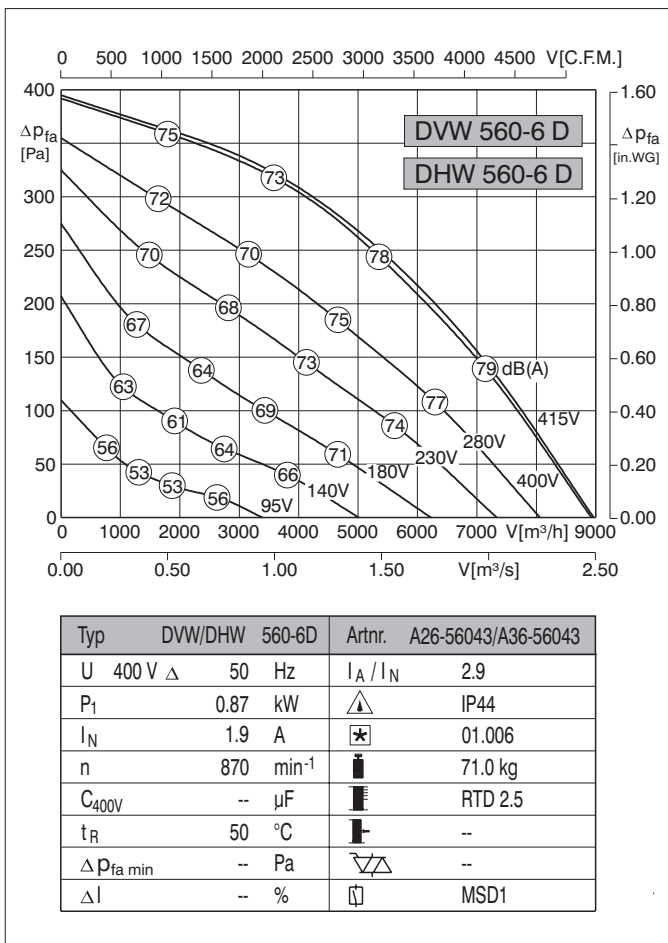
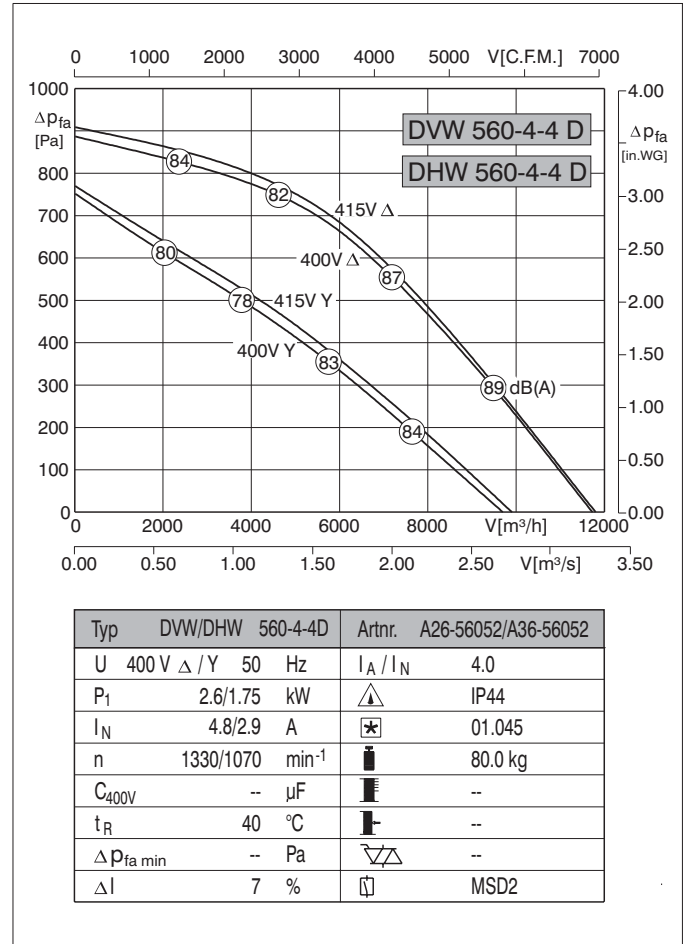
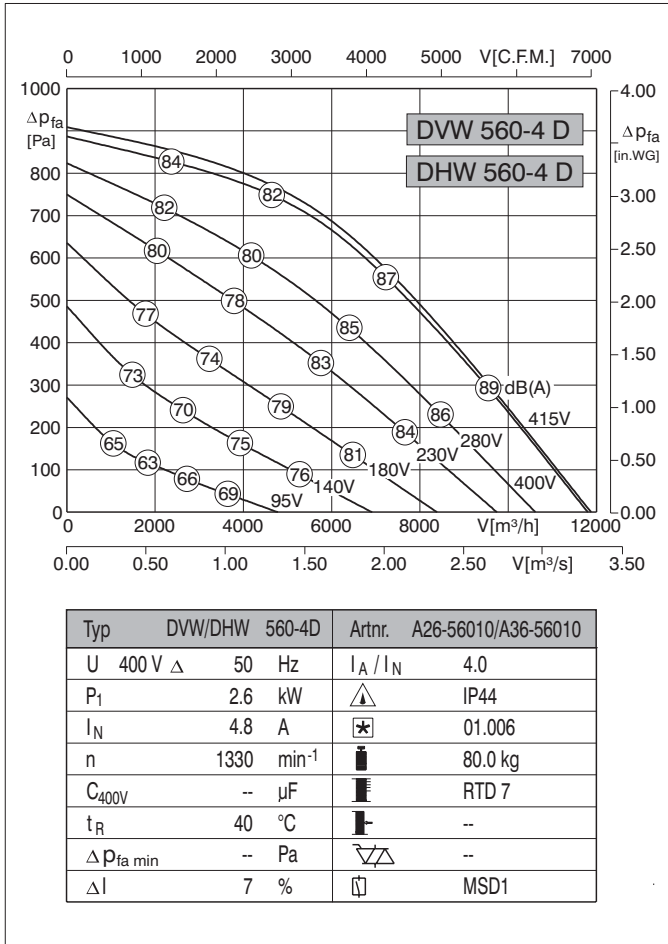


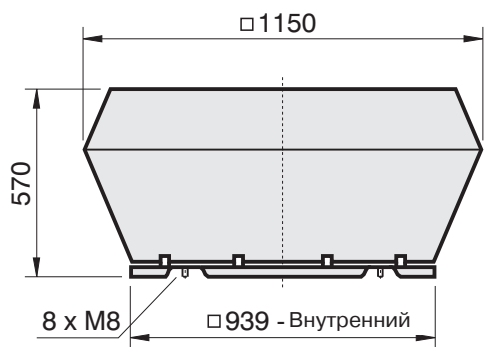
VM
Запорный клапан с электроприводом



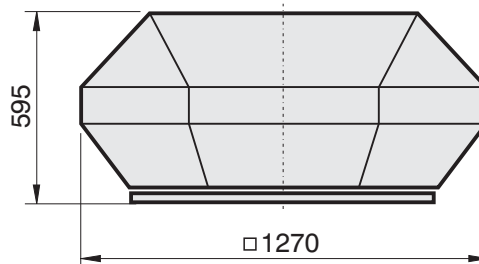
VS
Автоматический запорный клапан



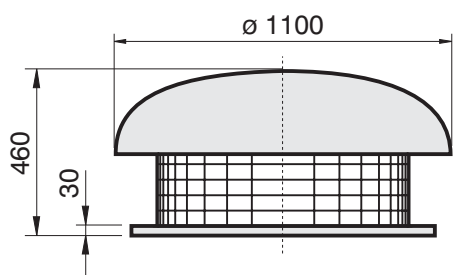




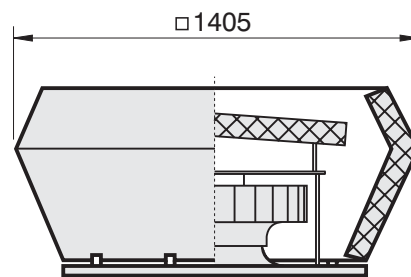
DVW



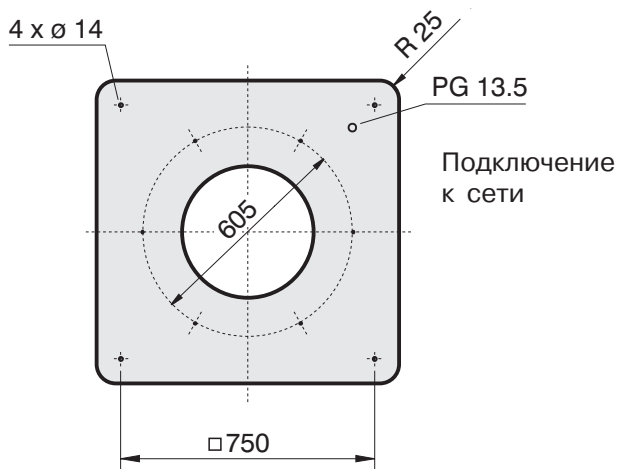
DVP



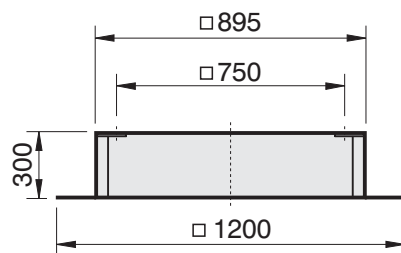
DHW



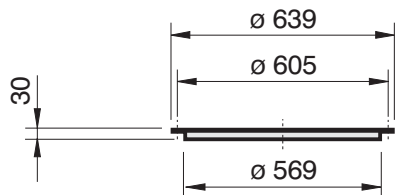
DVS



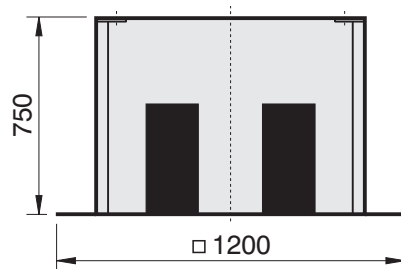
Подключение к сети



FS
Основание для плоской крыши



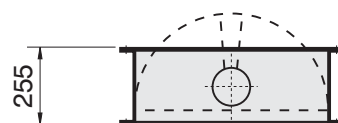
ASF
Фланец со стороны забора воздуха



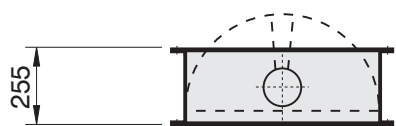
SD
Шумоглушитель для основания



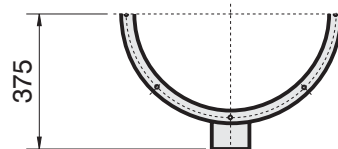
ASS
Патрубок со стороны забора воздуха

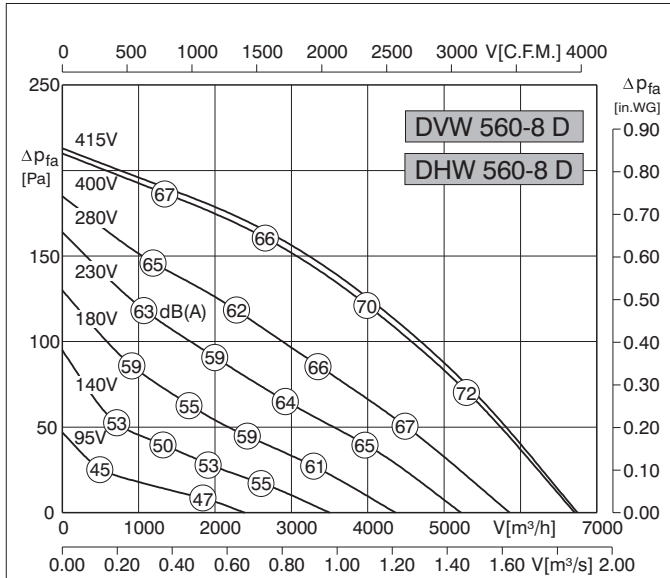


VM
Запорный клапан с электроприводом

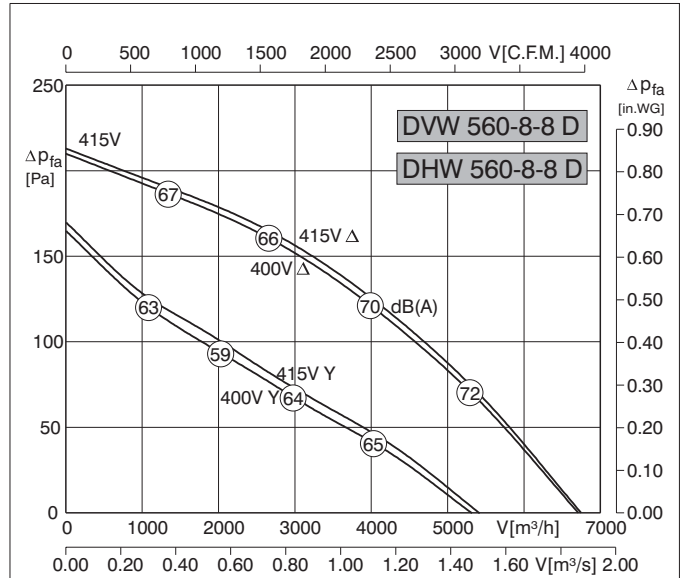


VS
Автоматический запорный клапан

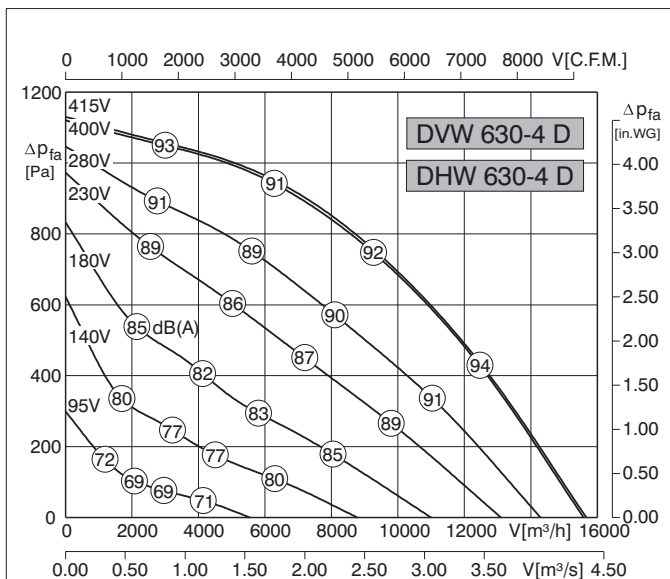




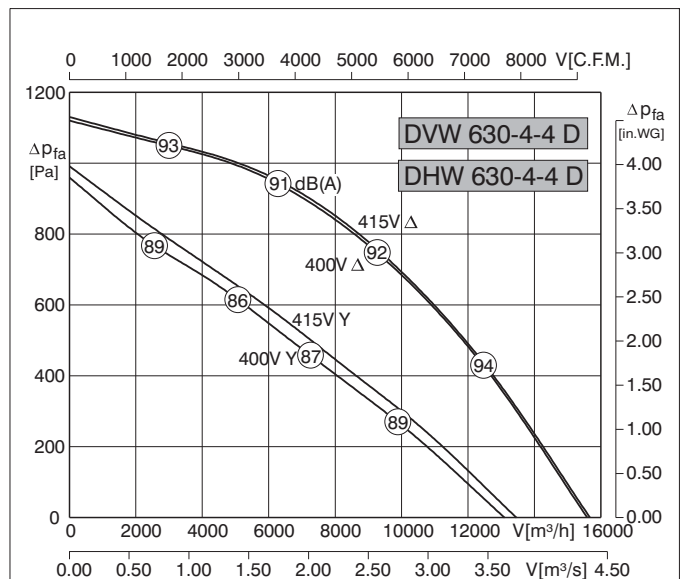
Typ	DVW/DHW 560-8D	Artnr.	A26-56046/A36-56046
U	400 V Δ	50 Hz	I _A / I _N 2.0
P ₁	0.4 kW	△	IP44
I _N	1 A	✱	01.006
n	620 min ⁻¹	■	68.0 kg
C _{400V}	-- μF	■	RTD 1.2
t _R	50 °C	■	--
ΔP _{fa min}	-- Pa	▽△	--
ΔI	-- %	□	MSD1



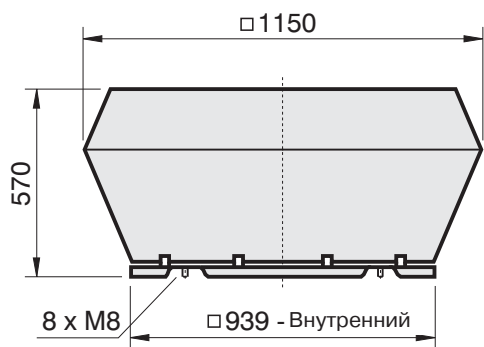
Typ	DVW/DHW 560-8-8D	Artnr.	A26-56058/A36-56058
U	400 V Δ / Y	50 Hz	I _A / I _N 2
P ₁	0.4/0.21 kW	△	IP44
I _N	1/0.42 A	✱	01.045
n	620/460 min ⁻¹	■	68.0 kg
C _{400V}	-- μF	■	--
t _R	50 °C	■	--
ΔP _{fa min}	-- Pa	▽△	--
ΔI	-- %	□	MSD2



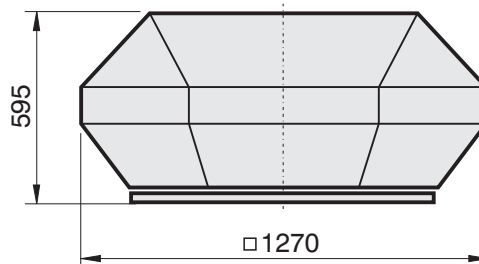
Typ	DVW/DHW 630-4D	Artnr.	A26-63010/A36-63010
U	400 V Δ	50 Hz	I _A / I _N 2
P ₁	4.05 kW	△	IP44
I _N	7.3 A	✱	01.006
n	1370 min ⁻¹	■	83.0 kg
C _{400V}	-- μF	■	RTD 10
t _R	40 °C	■	--
ΔP _{fa min}	-- Pa	▽△	GDR 8U
ΔI	21 %	□	MSD1 (14kW)



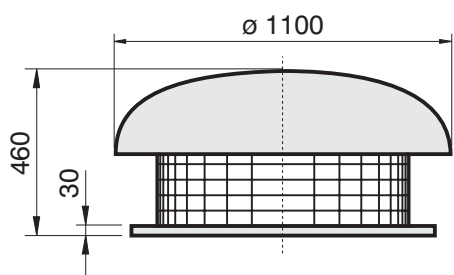
Typ	DVW/DHW 630-4-4D	Artnr.	A26-63041/A36-63041
U	400 V Δ / Y	50 Hz	I _A / I _N 2
P ₁	4.05/2.9 kW	△	IP44
I _N	7.3/4.8 A	✱	01.045
n	1370/1110 min ⁻¹	■	83.0 kg
C _{400V}	-- μF	■	--
t _R	40 °C	■	--
ΔP _{fa min}	-- Pa	▽△	--
ΔI	21 %	□	MSD2 (7,5kW)



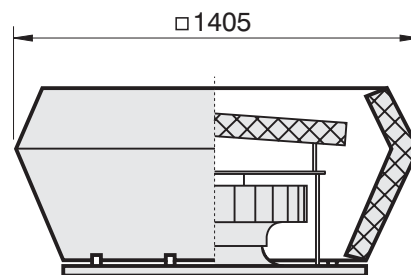
DVW



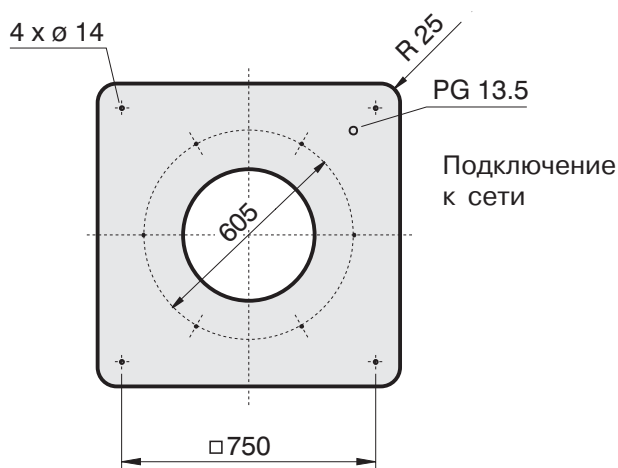
DVP



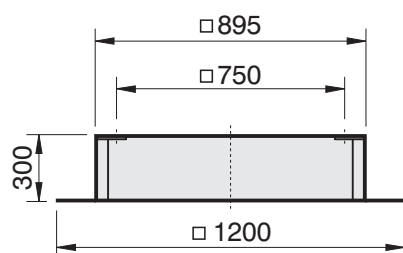
DHW



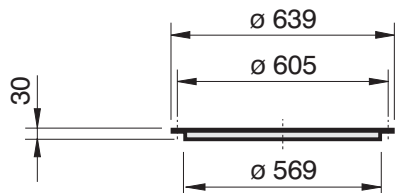
DVS



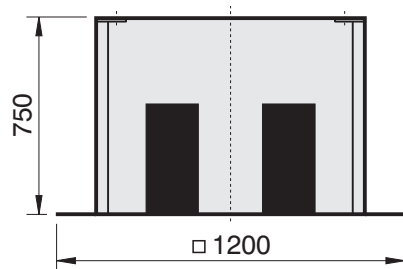
Подключение к сети



FS
Основание для плоской крыши



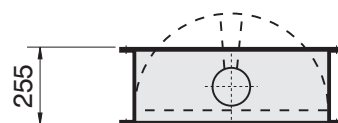
ASF
Фланец со стороны забора воздуха



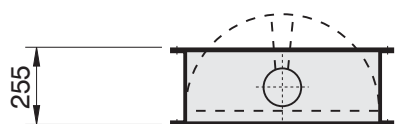
SD
Шумоглушитель для основания



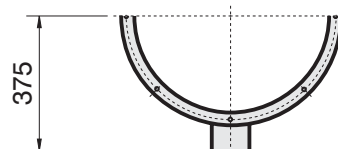
ASS
Патрубок со стороны забора воздуха

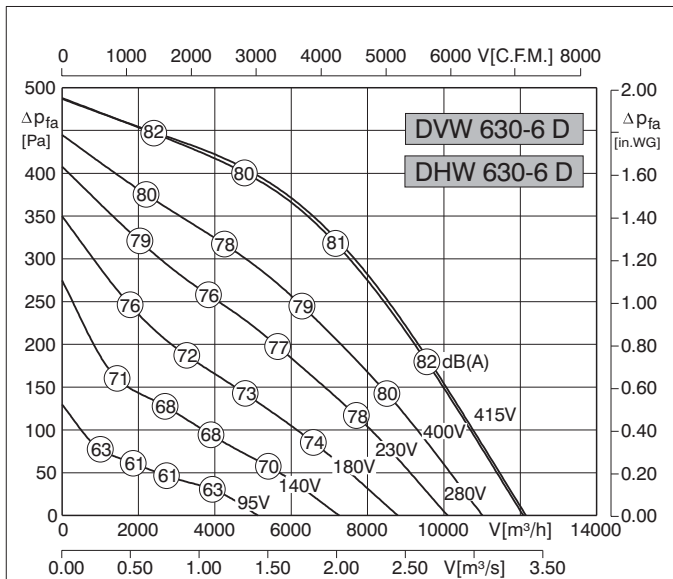


VM
Запорный клапан с электроприводом

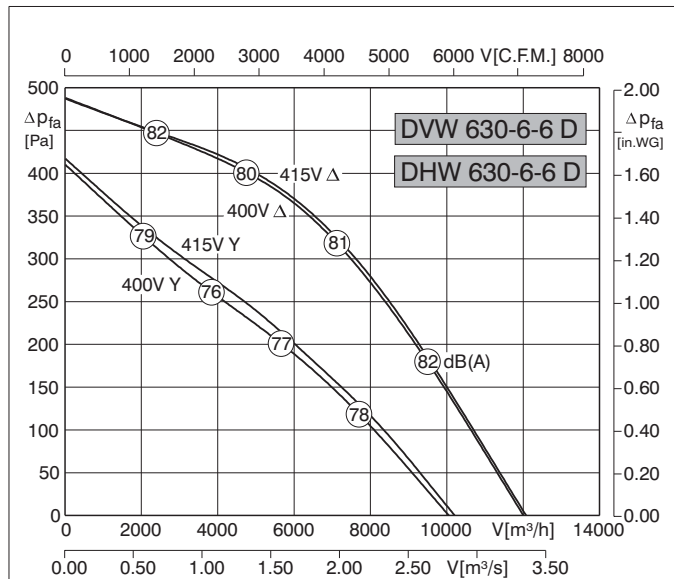


VS
Автоматический запорный клапан

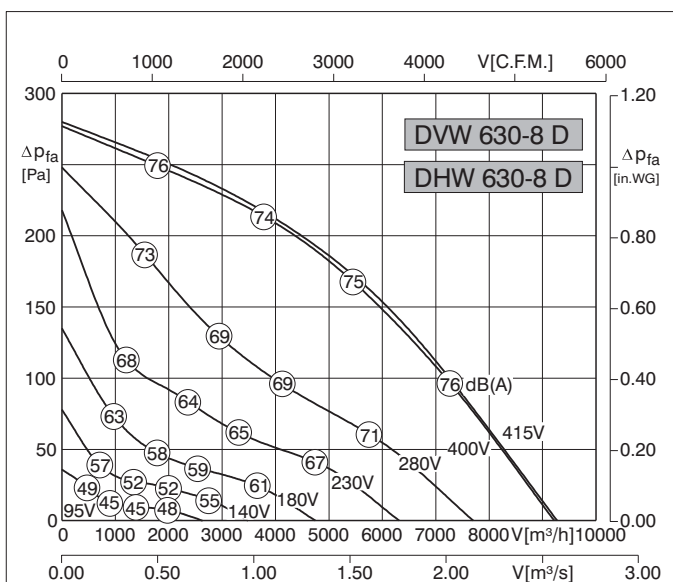




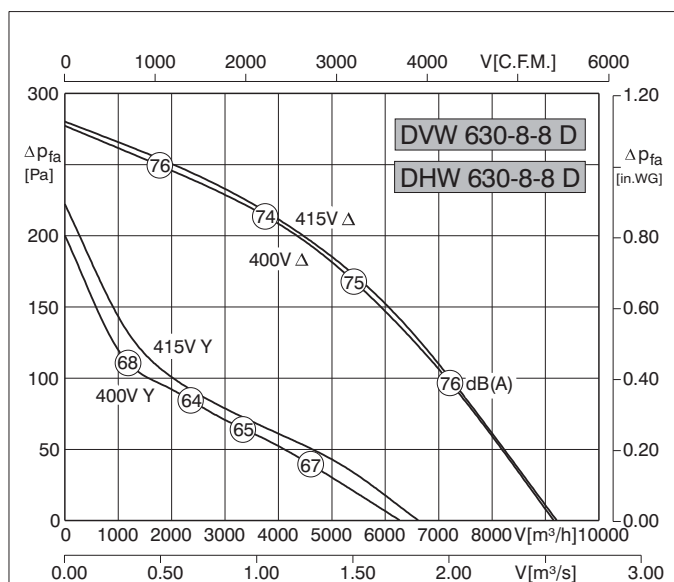
Typ	DVW/DHW	630-6D	Artnr.	A26-63040/A36-63040
U	400 V Δ	50 Hz	I _A / I _N	1.6
P ₁	1.4 kW	Δ	IP44	
I _N	3.0 A	✱	01.006	
n	880 min ⁻¹	■	70.0 kg	
C _{400V}	-- μF	■	RTD 3	
t _R	65 °C	■	--	
Δp _{fa min}	-- Pa	▽△	--	
ΔI	-- %	□	MSD1	



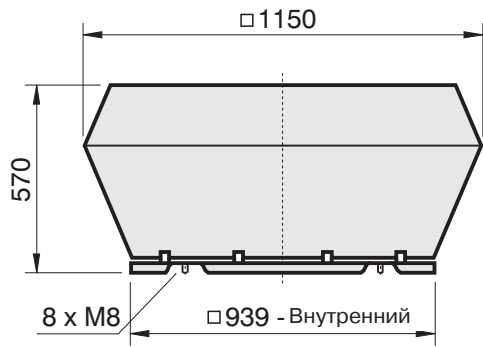
Typ	DVW/DHW	630-6-6D	Artnr.	A26-63049/A36-63049
U	400 V Δ / Y	50 Hz	I _A / I _N	1.6
P ₁	1.4/0.9 kW	Δ	IP44	
I _N	3.0/1.6 A	✱	01.045	
n	880/710 min ⁻¹	■	70.0 kg	
C _{400V}	-- μF	■	--	
t _R	65 °C	■	--	
Δp _{fa min}	-- Pa	▽△	--	
ΔI	-- %	□	MSD2	



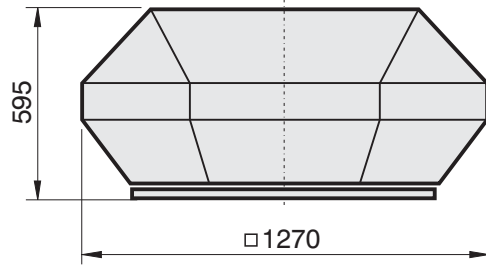
Typ	DVW/DHW	630-8D	Artnr.	A26-63043/A36-63043
U	400 V Δ	50 Hz	I _A / I _N	2.2
P ₁	0.7 kW	Δ	IP44	
I _N	1.4 A	✱	01.006	
n	650 min ⁻¹	■	65.0 kg	
C _{400V}	-- μF	■	RTD 2.5	
t _R	40 °C	■	--	
Δp _{fa min}	-- Pa	▽△	--	
ΔI	-- %	□	MSD1	



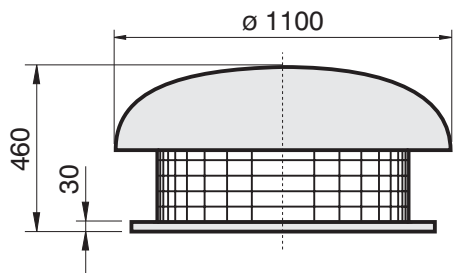
Typ	DVW/DHW	630-8-8D	Artnr.	A26-63052/A36-63052
U	400 V Δ / Y	50 Hz	I _A / I _N	2.2
P ₁	0.7/0.38 kW	Δ	IP44	
I _N	1.4/0.72 A	✱	01.045	
n	650/405 min ⁻¹	■	65.0 kg	
C _{400V}	-- μF	■	--	
t _R	40 °C	■	--	
Δp _{fa min}	-- Pa	▽△	--	
ΔI	-- %	□	MSD2	



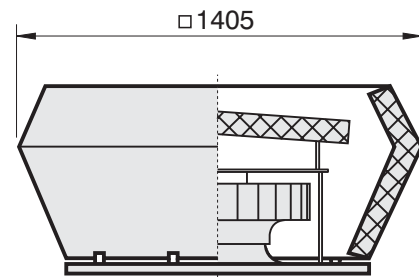
DVW



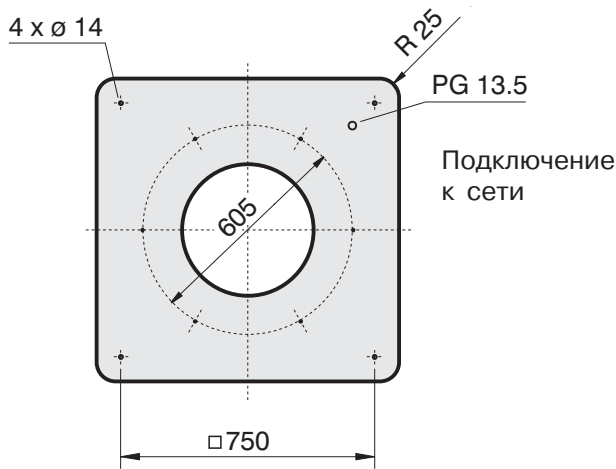
DVP



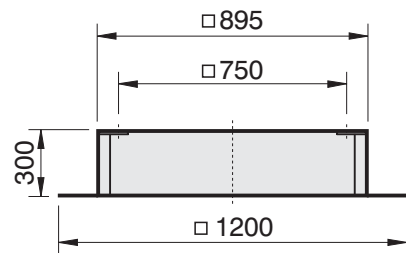
DHW



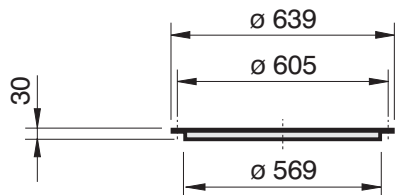
DVS



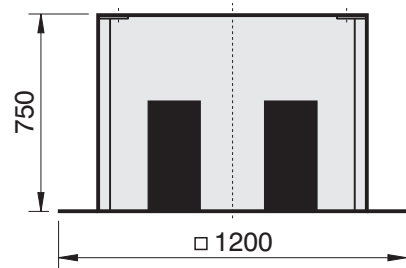
Подключение к сети



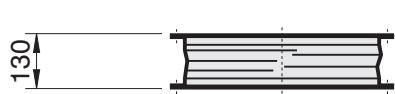
FS
Основание для плоской крыши



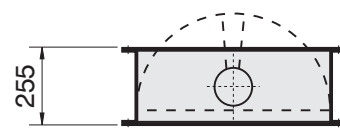
ASF
Фланец со стороны забора воздуха



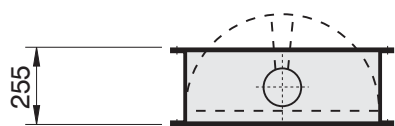
SD
Шумоглушитель для основания



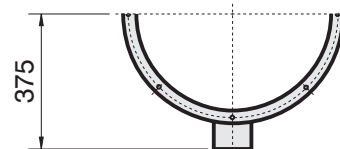
ASS
Патрубок со стороны забора воздуха

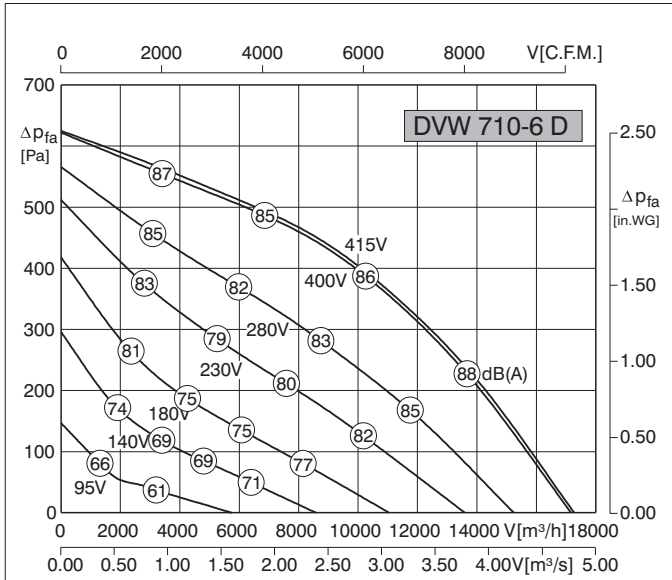


VM
Запорный клапан с электроприводом

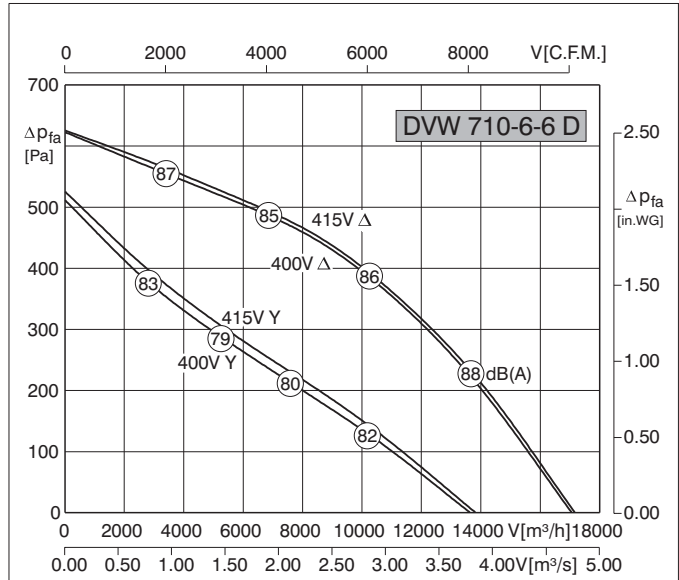


VS
Автоматический запорный клапан

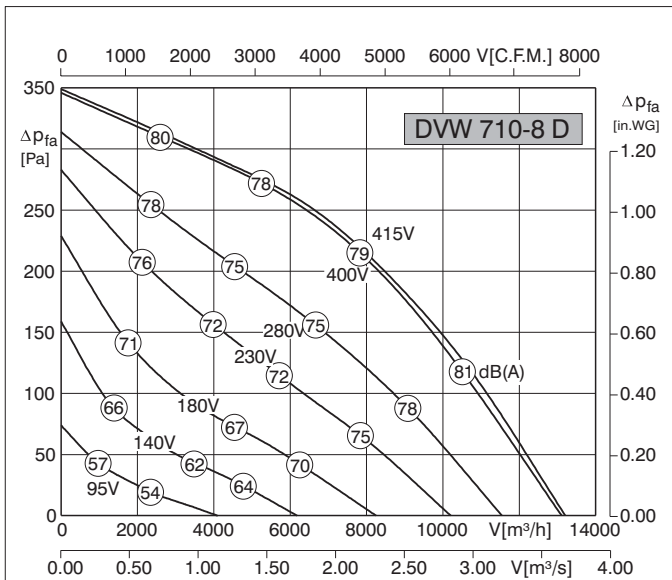




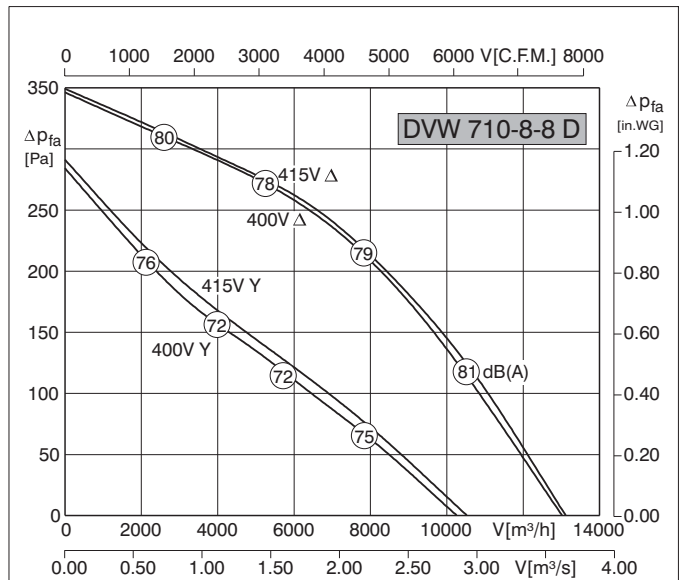
Typ	DVW 710-6D	Artnr.	A26-71040
U	400 V Δ	50 Hz	I _A / I _N 3.6
P ₁	2.5 kW	△	IP44
I _N	4.8 A	✱	01.006
n	890 min ⁻¹	■	108 kg
C _{400V}	-- μF	■	RTD 7
t _R	45 °C	■	--
Δp _{fa min}	-- Pa	▽△	--
ΔI	10 %	□	MSD1



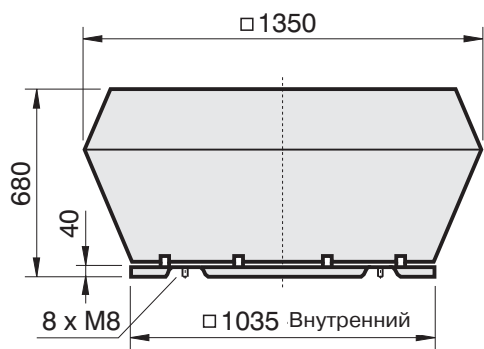
Typ	DVW 710-6-6D	Artnr.	A26-71052
U	400 V Δ / Y	50 Hz	I _A / I _N 3.6
P ₁	2.5/1.5 kW	△	IP44
I _N	4.8/2.9 A	✱	01.045
n	890/670 min ⁻¹	■	108 kg
C _{400V}	-- μF	■	--
t _R	45 °C	■	--
Δp _{fa min}	-- Pa	▽△	--
ΔI	10 %	□	MSD2



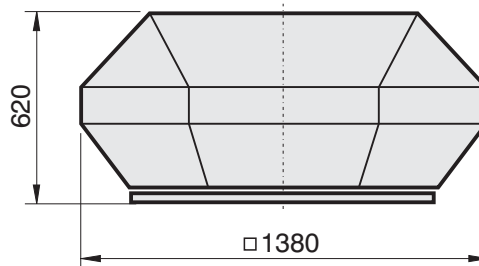
Typ	DVW 710-8D	Artnr.	A26-71043
U	400 V Δ	50 Hz	I _A / I _N 3.0
P ₁	1.15 kW	△	IP44
I _N	2.6 A	✱	01.006
n	660 min ⁻¹	■	102 kg
C _{400V}	-- μF	■	RTD 3
t _R	70 °C	■	--
Δp _{fa min}	-- Pa	▽△	--
ΔI	-- %	□	MSD1



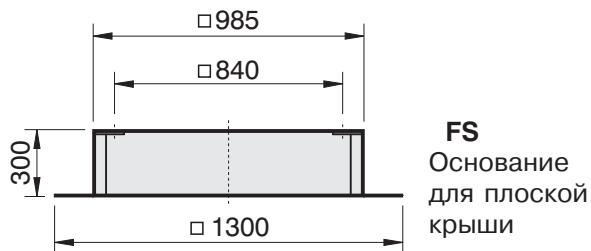
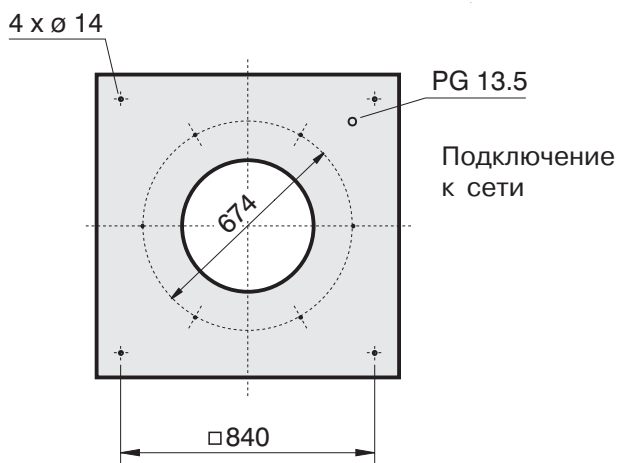
Typ	DVW 710-8-8D	Artnr.	A26-71055
U	400 V Δ / Y	50 Hz	I _A / I _N 3.0
P ₁	1.15/0.7 kW	△	IP44
I _N	2.6/1.4 A	✱	01.045
n	660/495 min ⁻¹	■	102 kg
C _{400V}	-- μF	■	--
t _R	70 °C	■	--
Δp _{fa min}	-- Pa	▽△	--
ΔI	-- %	□	MSD2



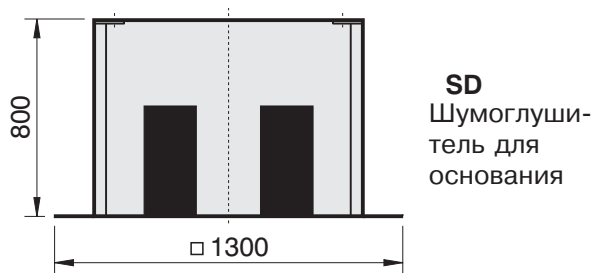
DVW



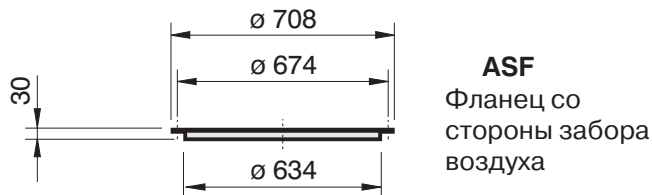
DVP



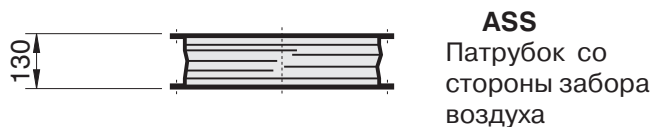
FS
Основание для плоской крыши



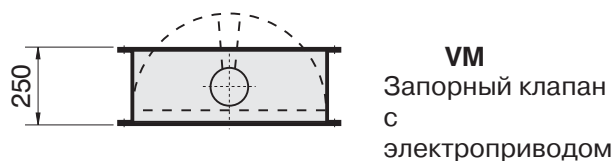
SD
Шумоглушитель для основания



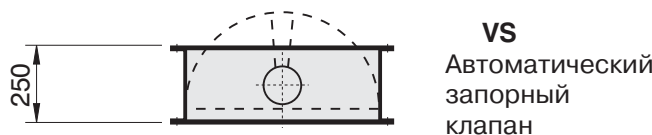
ASF
Фланец со стороны забора воздуха



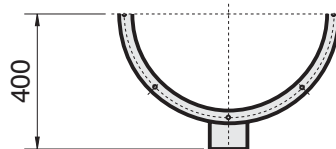
ASS
Патрубок со стороны забора воздуха

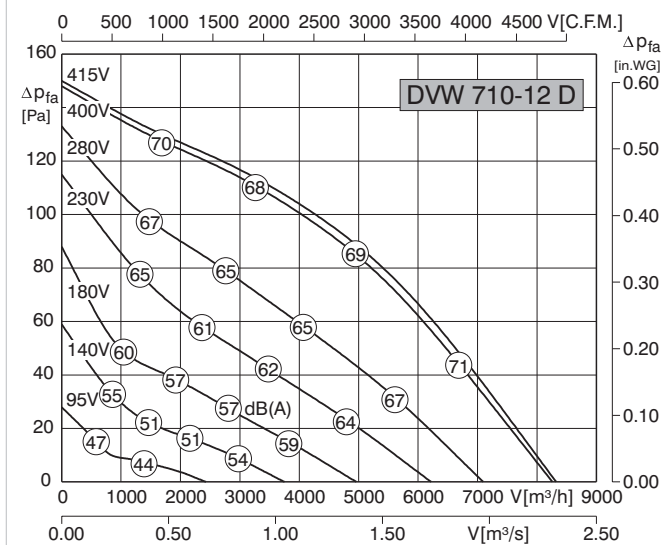


VM
Запорный клапан с электроприводом

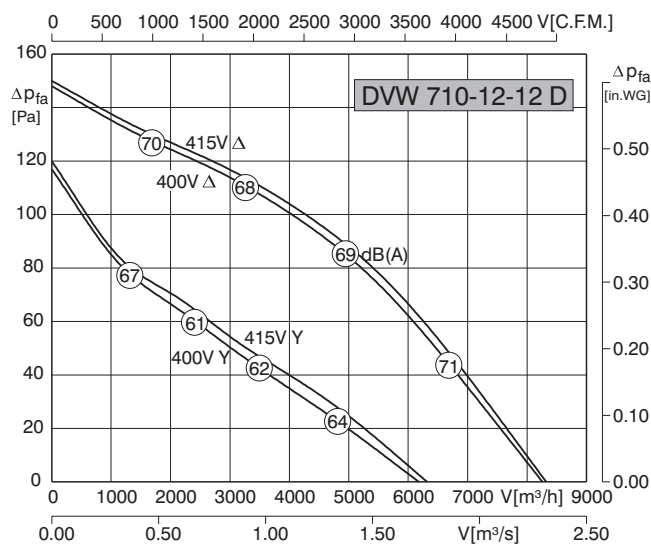


VS
Автоматический запорный клапан

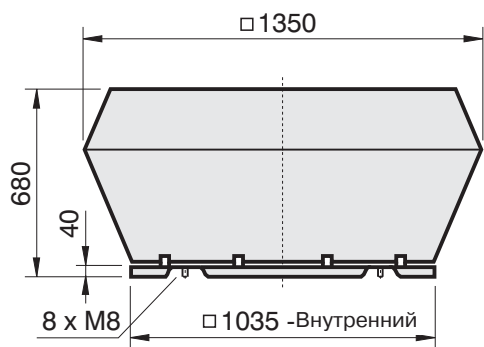




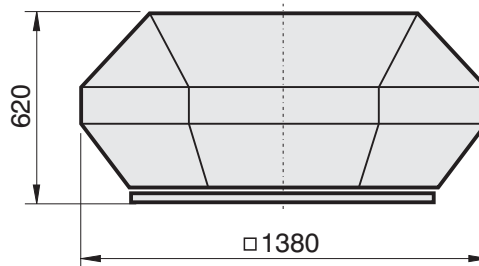
Typ	DWV 710-12D	Artnr.	A26-71046
U	400 V Δ 50 Hz	I_A / I_N	2
P ₁	0.34 kW	Δ	IP44
I _N	1 A	\boxtimes	01.006
n	420 min ⁻¹	\blacksquare	102 kg
C _{400V}	-- μ F	\blacksquare	RTD 1.2
t _R	70 °C	\blacksquare	--
$\Delta P_{fa \text{ min}}$	-- Pa	$\nabla \nabla$	--
ΔI	-- %	\boxplus	MSD1



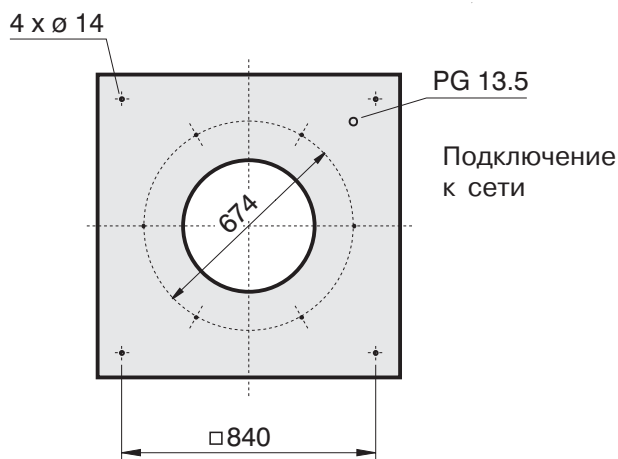
Typ	DWV 710-12-12D	Artnr.	A26-71058
U	400 V Δ / Y 50 Hz	I_A / I_N	2
P ₁	0.34/0.17 kW	Δ	IP44
I _N	1/0.44 A	\boxtimes	01.045
n	420/300 min ⁻¹	\blacksquare	102 kg
C _{400V}	-- μ F	\blacksquare	--
t _R	70 °C	\blacksquare	--
$\Delta P_{fa \text{ min}}$	-- Pa	$\nabla \nabla$	--
ΔI	-- %	\boxplus	MSD2



DVW

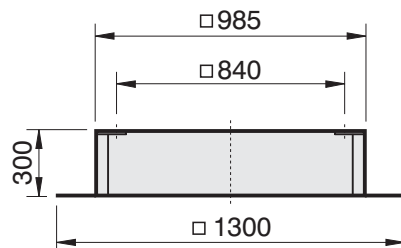


DVP

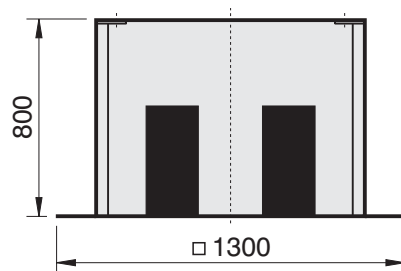


PG 13.5

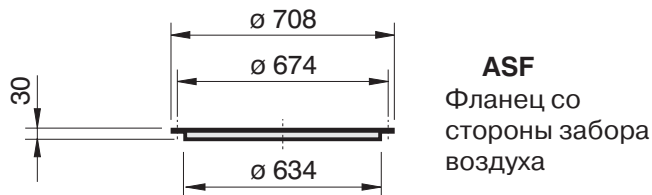
Подключение к сети



FS
Основание для плоской крыши

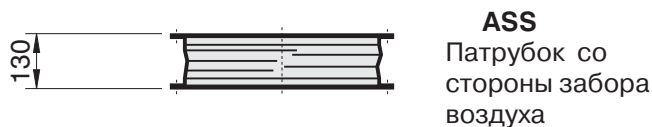


SD
Шумоглушитель для основания



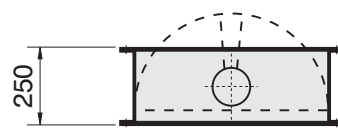
ASF

Фланец со стороны забора воздуха



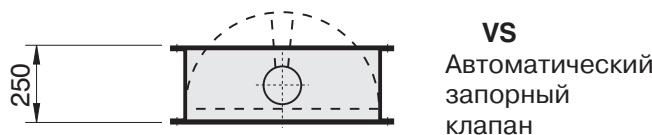
ASS

Патрубок со стороны забора воздуха



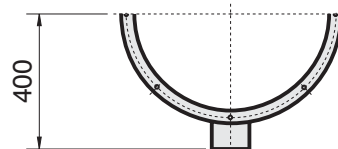
VM

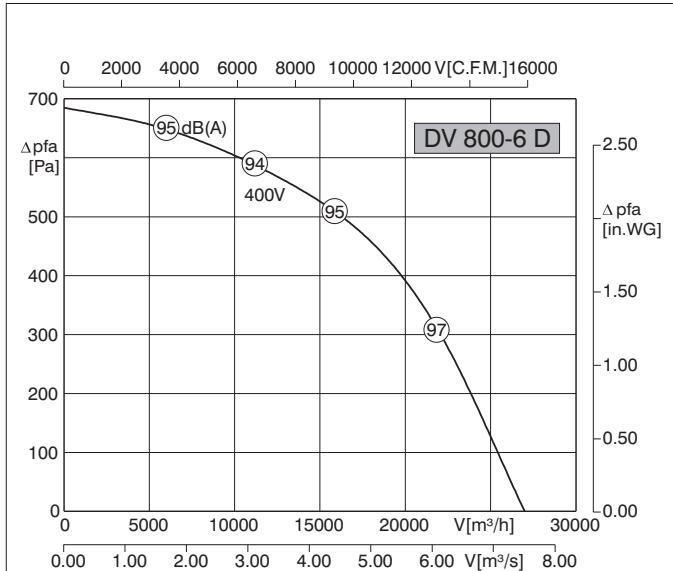
Запорный клапан с электроприводом



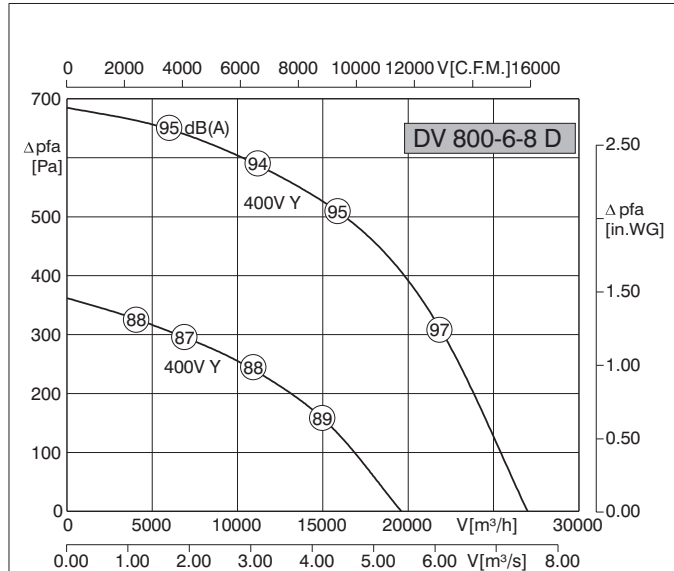
VS

Автоматический запорный клапан

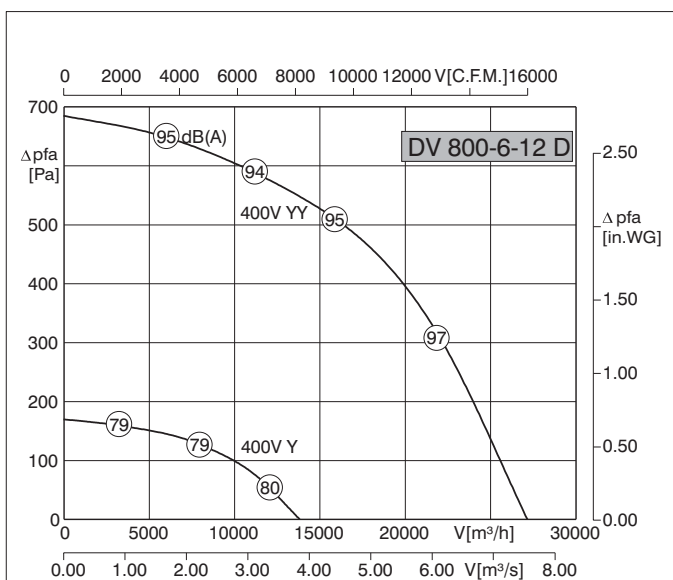




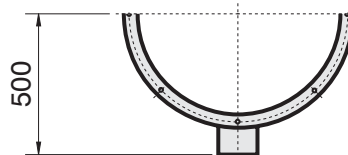
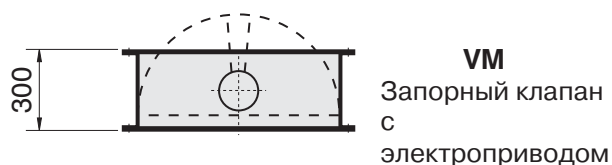
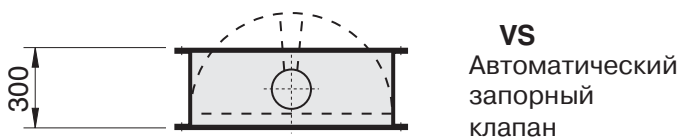
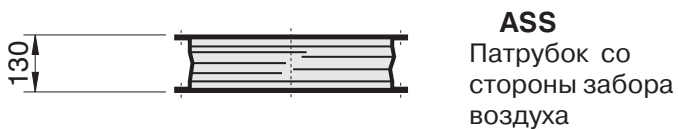
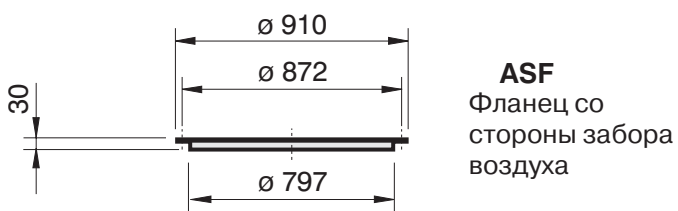
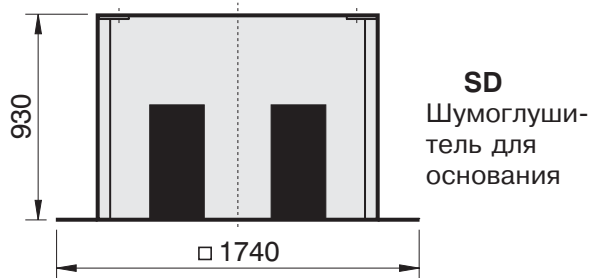
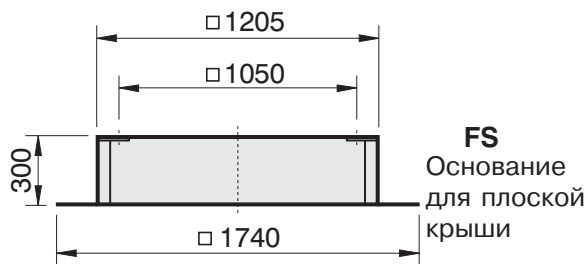
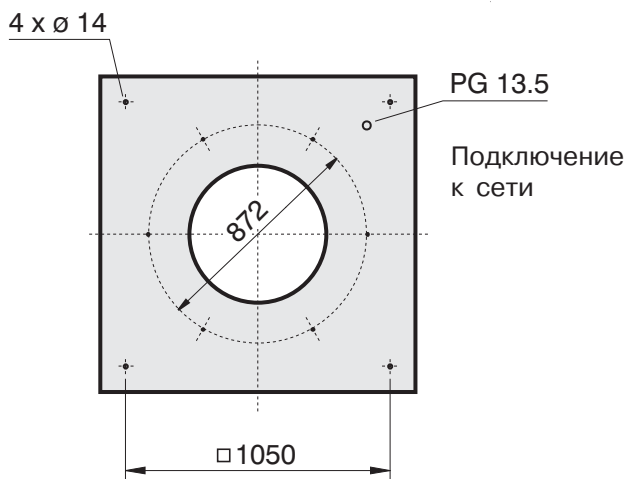
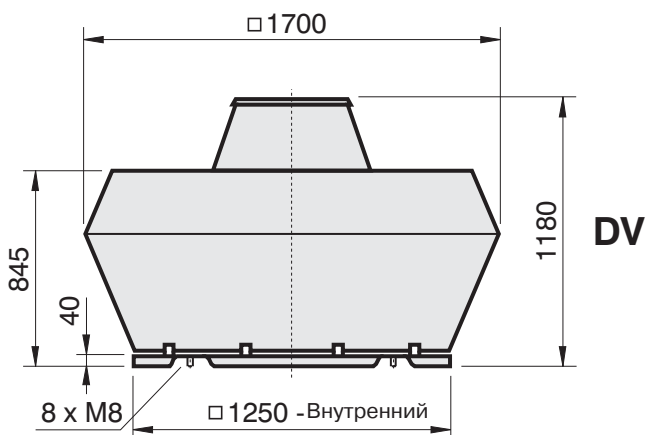
Typ	DV 800-6D	Artnr.	A00-80050
U	400 V 50 Hz	I_A / I_N	--
P ₁	4 kW		IP54
I _N	8.5 A		--
n	950 min ⁻¹		200 kg
C _{400V}	-- μF		--
t _R	50 °C		--
Δ pfa _{min}	-- Pa		--
Delta I	-- %		--

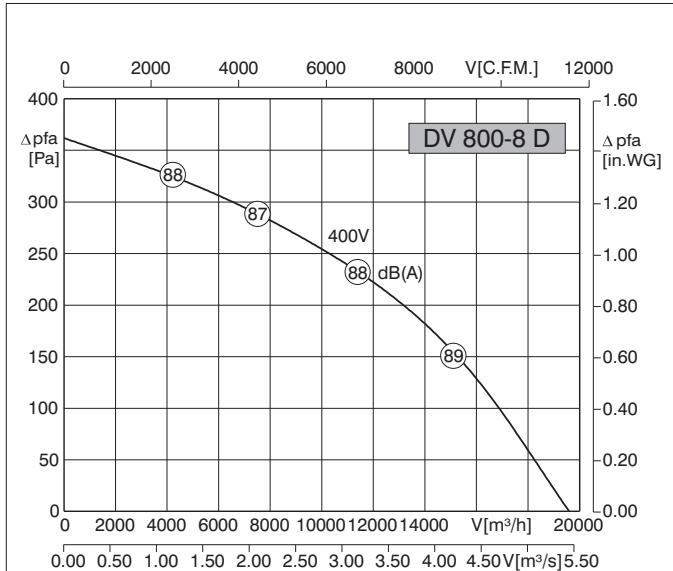


Typ	DV 800-6-8D	Artnr.	A00-80051
U	400 V 50 Hz	I_A / I_N	--
P ₁	1.8/4 kW		IP54
I _N	5.3/10 A		--
n	720/950 min ⁻¹		-- kg
C _{400V}	-- μF		--
t _R	50 °C		--
Δ pfa _{min}	-- Pa		--
Delta I	-- %		--

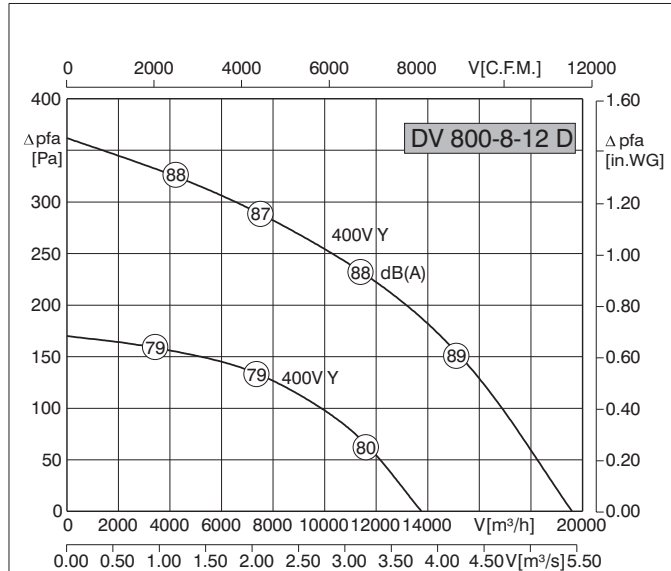


Typ	DV 800-6-12D	Artnr.	A00-80090
U	400 V 50 Hz	I_A / I_N	--
P ₁	0.5/4 kW		IP54
I _N	2.7/8 A		--
n	440/950 min ⁻¹		219 kg
C _{400V}	-- μF		--
t _R	50 °C		--
Δ pfa _{min}	-- Pa		--
Delta I	-- %		--

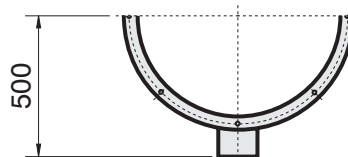
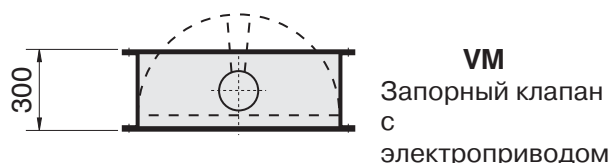
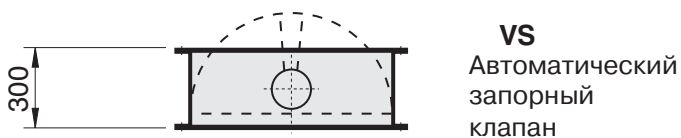
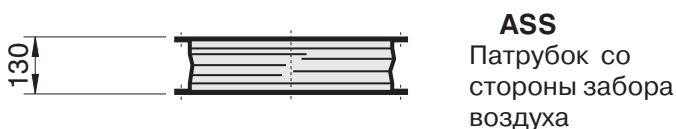
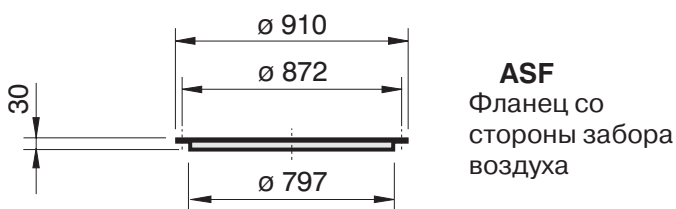
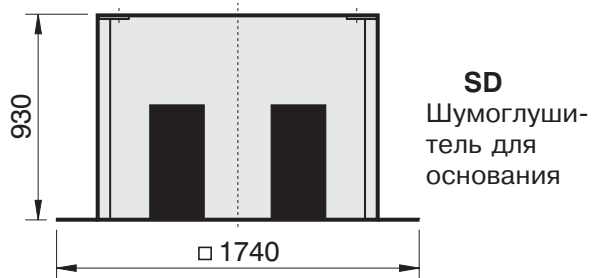
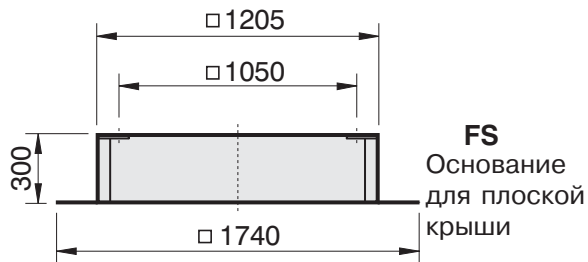
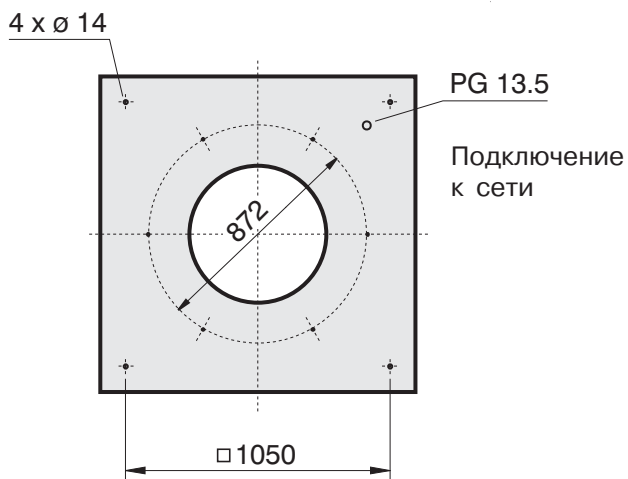
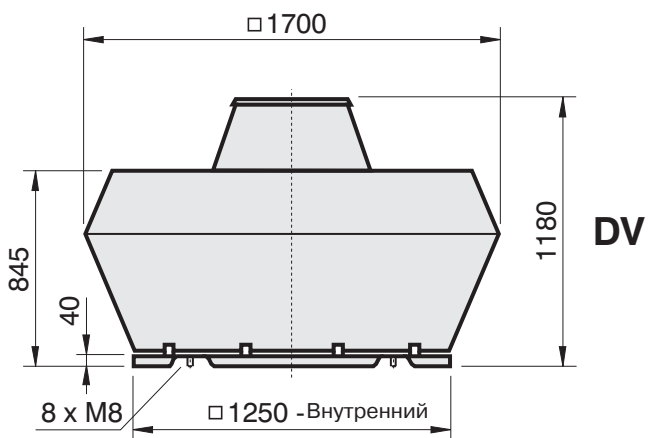


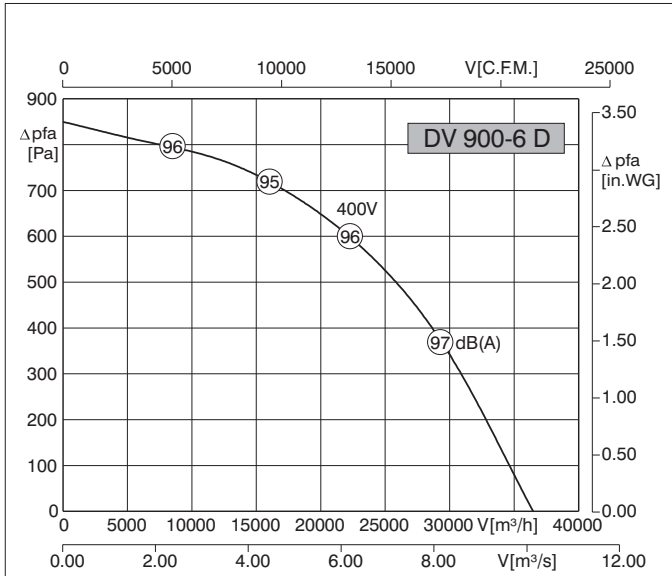


Typ	DV 800-8D	Artnr.	A00-80080
U	400 V	50 Hz	I_A / I_N --
P ₁	2.2 kW		IP54
I _N	5.9 A		--
n	705 min ⁻¹		195 kg
C _{400V}	-- μF		--
t _R	50 °C		--
Δpfa _{min}	-- Pa		--
Delta I	-- %		--

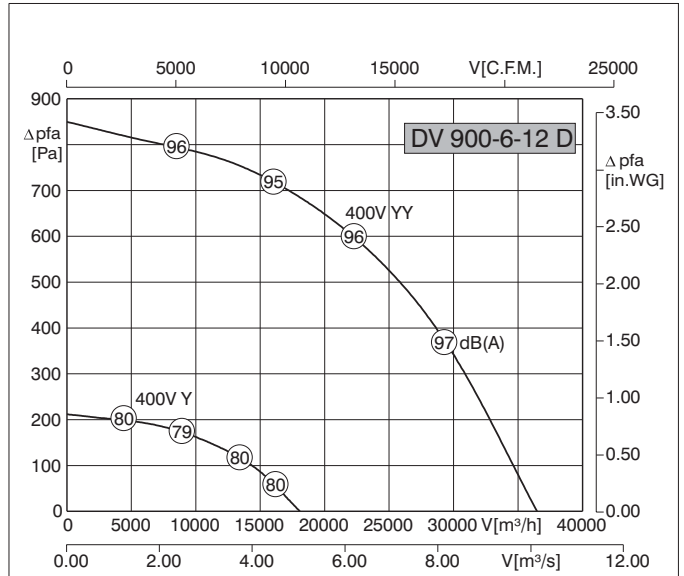


Typ	DV 800-8-12D	Artnr.	A00-80052
U	400 V	50 Hz	I_A / I_N --
P ₁	0.7/2.2 kW		IP54
I _N	3.2/6.8 A		--
n	500/750 min ⁻¹		219 kg
C _{400V}	-- μF		--
t _R	50 °C		--
Δpfa _{min}	-- Pa		--
Delta I	-- %		--

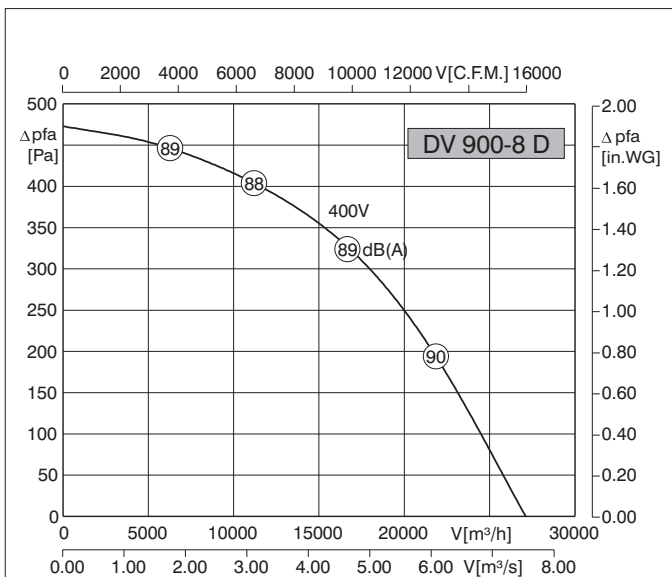




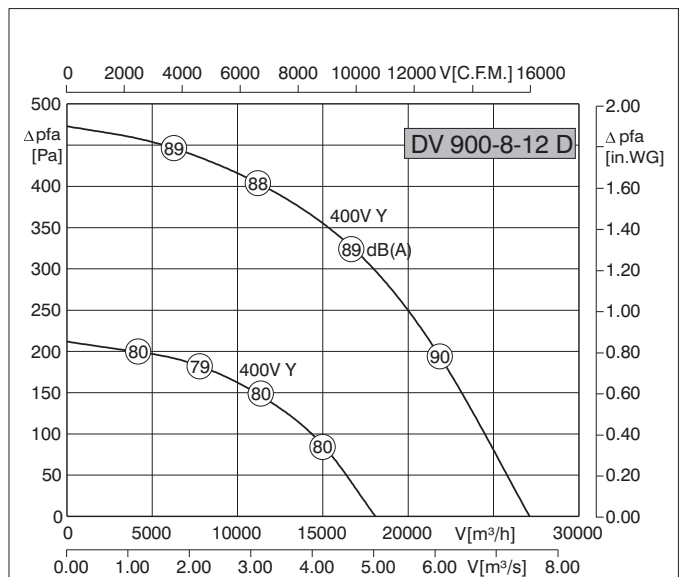
Typ	DV 900-6D	Artnr.	A00-90050
U	400 V 50 Hz	I_A / I_N	--
P ₁	7.5 kW	\triangle	IP54
I _N	16.5 A	\star	--
n	960 min ⁻¹	\blacksquare	242 kg
C _{400V}	-- μF	\blacksquare	--
t _R	50 °C	\blacksquare	--
Δpfa _{min}	-- Pa	$\nabla \triangle$	--
Delta I	-- %	\square	--



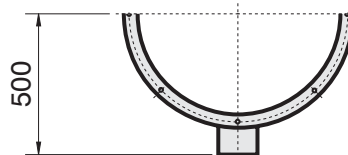
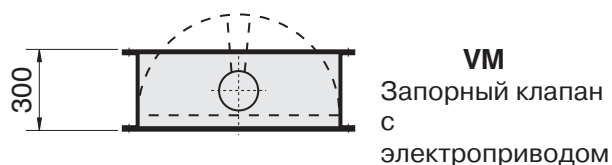
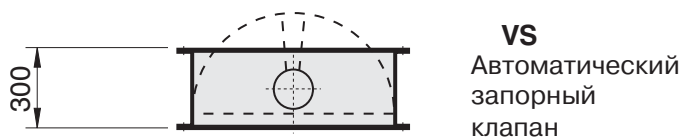
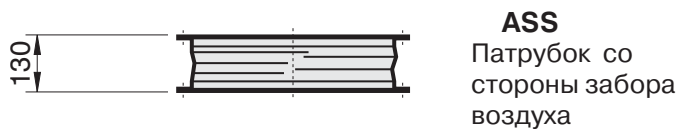
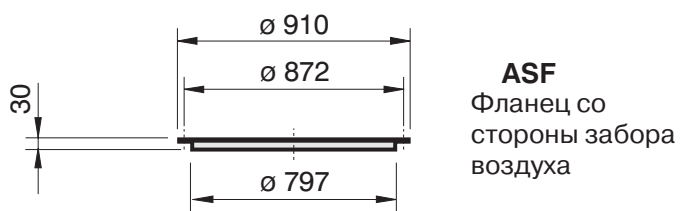
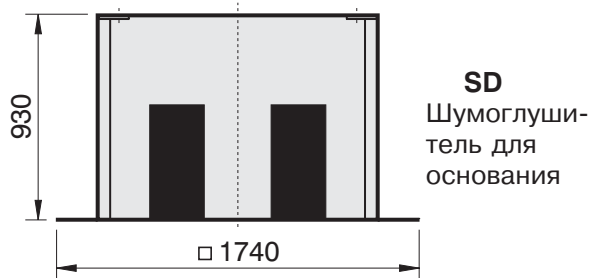
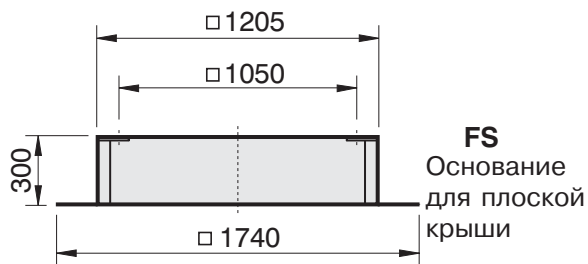
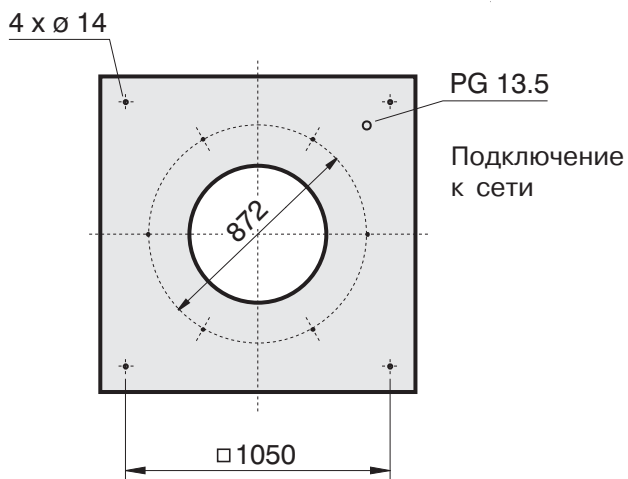
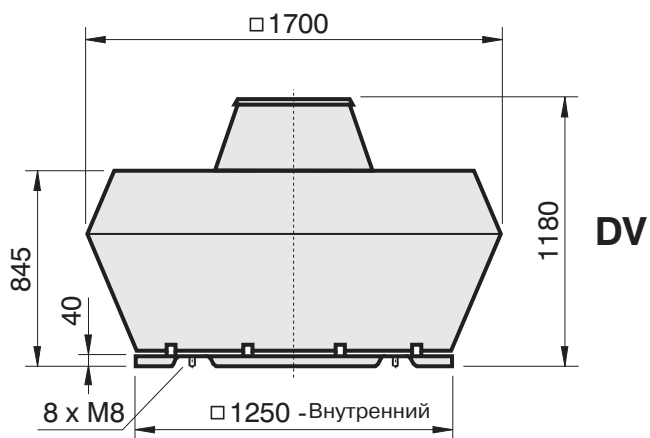
Typ	DV 900-6-12D	Artnr.	A00-90090
U	400 V 50 Hz	I_A / I_N	--
P ₁	1.5/7.5 kW	\triangle	IP54
I _N	5.9/16.5 A	\star	--
n	470/960 min ⁻¹	\blacksquare	275 kg
C _{400V}	-- μF	\blacksquare	--
t _R	50 °C	\blacksquare	--
Δpfa _{min}	-- Pa	$\nabla \triangle$	--
Delta I	-- %	\square	--



Typ	DV 900-8D	Artnr.	A00-90080
U	400 V 50 Hz	I_A / I_N	--
P ₁	3 kW	\triangle	IP54
I _N	7.9 A	\star	--
n	700 min ⁻¹	\blacksquare	229 kg
C _{400V}	-- μF	\blacksquare	--
t _R	50 °C	\blacksquare	--
Δpfa _{min}	-- Pa	$\nabla \triangle$	--
Delta I	-- %	\square	--



Typ	DV 900-8-12D	Artnr.	A00-90051
U	400 V 50 Hz	I_A / I_N	--
P ₁	1/3 kW	\triangle	IP54
I _N	4.6/9 A	\star	--
n	500/750 min ⁻¹	\blacksquare	229 kg
C _{400V}	-- μF	\blacksquare	--
t _R	50 °C	\blacksquare	--
Δpfa _{min}	-- Pa	$\nabla \triangle$	--
Delta I	-- %	\square	--

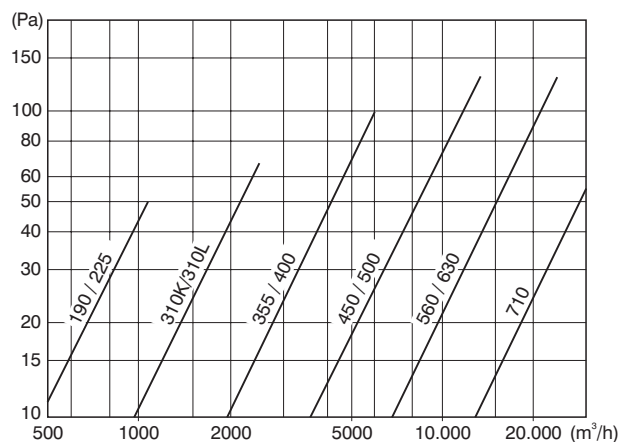




Коэффициенты затухания для шумоглушителя основания типа SD

Тип	Затухание в дБ при средних частотах в Гц						
	63	125	250	500	1000	2000	4000
190 225	2	5	8	12	18	22	20
310K 310L	3	5	8	12	19	23	21
355 400	3	5	8	12	19	21	21
450 500	3	5	8	13	20	22	21
560 630	2	5	9	12	18	21	20
710	2	5	8	12	18	21	20

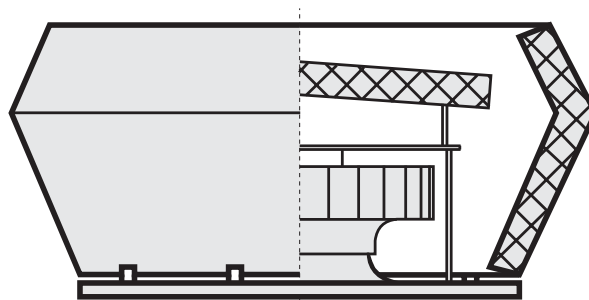
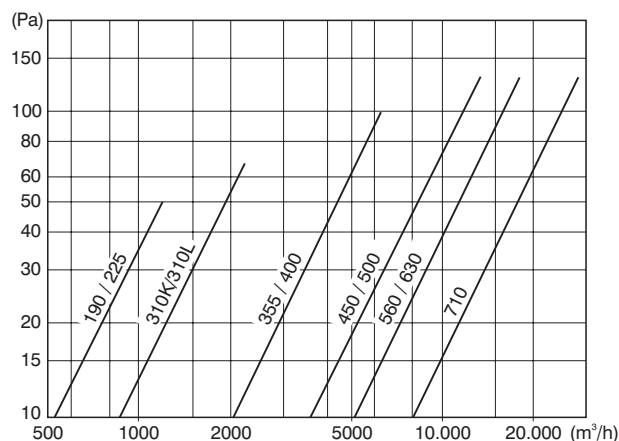
Величины падения давления для шумоглушителя основания типа SD



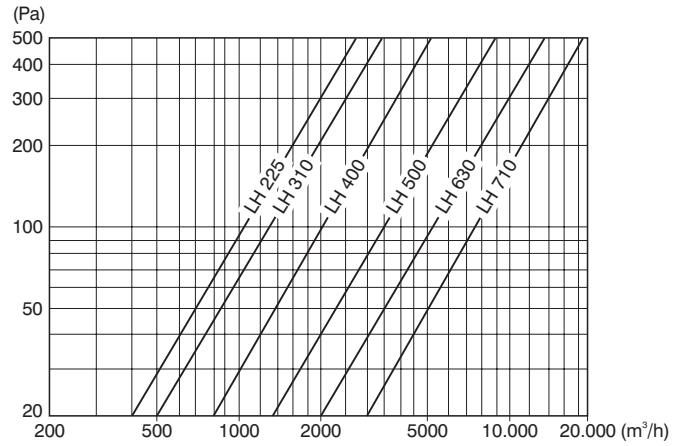
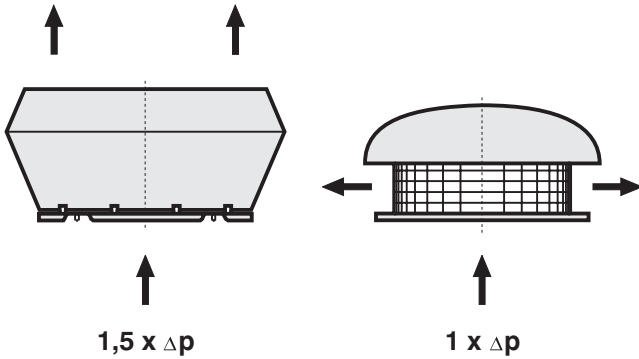
Коэффициенты затухания для крышных вентиляторов со встроенным звукоизоляционным кожухом типа DVS

DVS	Затухание в дБ при средних частотах в Гц						
	63	125	250	500	1000	2000	4000
190 225	2	5	8	12	16	20	17
310K 310L	3	5	8	12	17	20	17
355 400	3	5	8	11	16	19	16
450 500	3	5	8	12	17	20	17
560 630	3	5	8	11	16	19	16
710	3	5	8	11	16	18	16

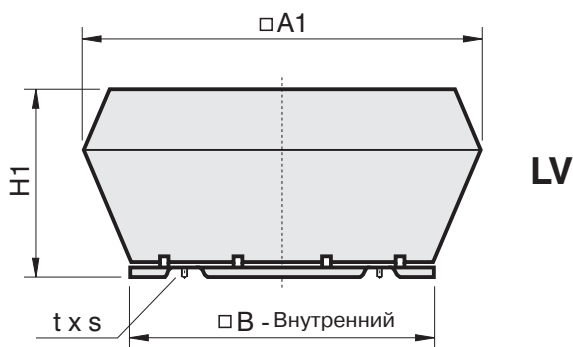
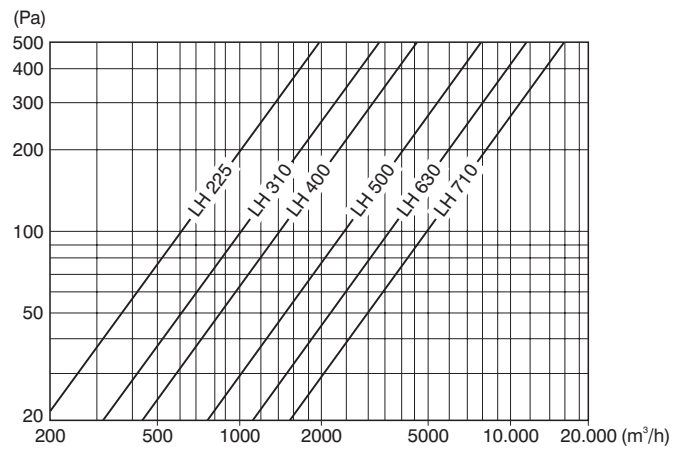
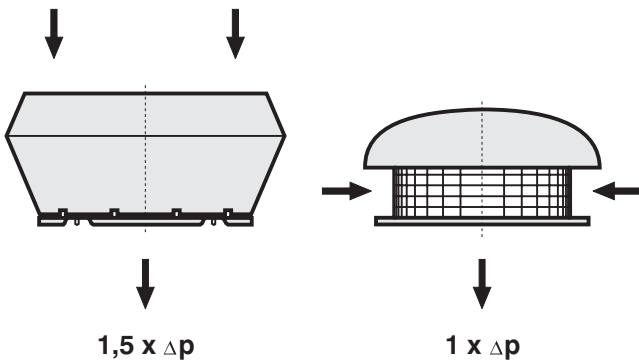
Величины падения давления для крышных вентиляторов со встроенным звукоизоляционным кожухом типа DVS



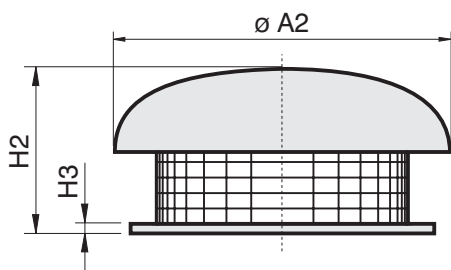
Падение давления в кожухе со стороны выпуска воздуха



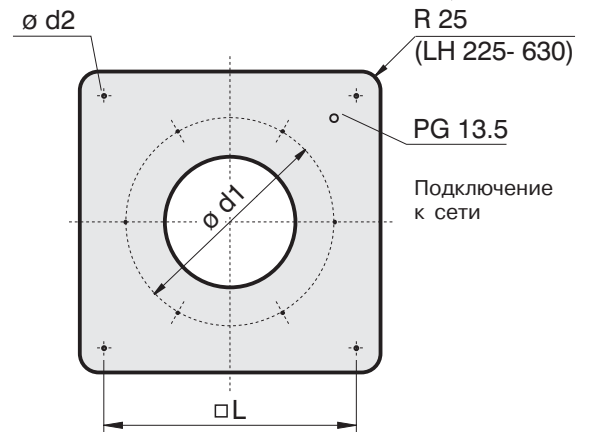
Падение давления в кожухе со стороны забора воздуха



LV



LH



Подключение к сети

Тип	A1	A2	H1	H2	H3	B	L	d1	d2	t x s
LH/LV 225	370	370	170	140	30	335	245	213	10	6 x M6
LH/LV 310	560	550	330	260	30	435	330	286	10	6 x M6
LH/LV 400	720	720	400	340	30	595	450	438	12	6 x M6
LH/LV 500	900	820	450	390	30	665	535	438	12	6 x M6
LH/LV 630	1150	1100	570	460	30	939	750	605	14	8 x M8
LH 710	1350	-	680	-	40	1035	840	674	14	8 x M8