

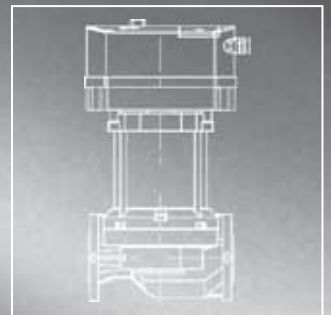
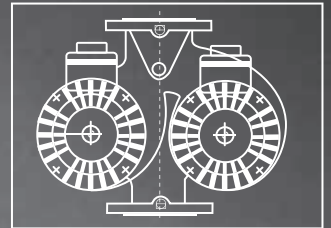
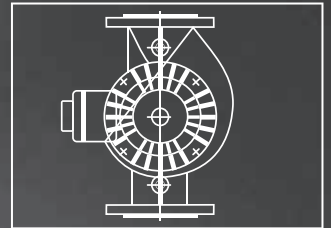


HALM

effiziente Pumpentechnologie

Circulation pumps


Heating circulation pumps with flanged connection



CATALOGUE



Subject to technical changes without notice. Errors and omissions excepted.
The latest versions of our sales, delivery, and payment conditions as well as guarantee terms can be found on the internet at www.halm-pumps.de



Contents

I. Product range		Page
Contact		4
General information		5
Circulation pumps with flanged connection		
HUP and HUPD: Non controlled, 3x400 V, product group F		6
HUP and HUPD: Non controlled, 1x230 V, product group F		8
HUP and HUPD: Electronically controlled, 1x230 V, product group FE		12
NMT: Electronically controlled, 1x230 V, product group FE/NMT		14
II. Replacement lists		
Circulation pumps with flanged connection		
HUP and HUPD: Non controlled, 3x400 V, product group F		16
HUP and HUPD: Non controlled, 1x230 V, product group F		17
NMT: Electronically controlled, 1x230 V, product group FE/NMT		17

Contact at Halm

Sales

Dr. Éva Dunai

E-mail: eva.dunai@halm.info

Tel: +36-56-341-234; +36-30-757-4455

Fax: +36-56-341-234

Customer service

Ing. Emil Lencsés

E-mail: lencses.emil@halm.hu

Tel: +36-85-522-910; +36-30-287-8909

Fax: +36-85-322-771


Service hotline

Tel: +49 (0)7153 9202-621

General information

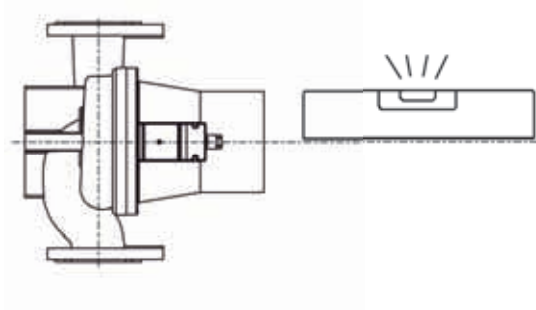
Halm type key

HUPD 40-6.0 U 250



Installation options

Circulation pumps must be installed with a horizontal shaft.



Construction

Halm circulation pumps are inline wet rotor circulators. They are maintenance-free and fitted with opposite-facing connecting nozzles of the same nominal width. The pump, motor, and terminal box comprise one unit and are optimally matched with one another.

A stainless steel can separates the rotor chamber and stator winding. It features static seals at both ends.

Heating circulation pumps

HUP and HUPD series, non controlled, 3x400 V, product group F



Technical data

Rate of flow:	up to 70 m ³ / h
Pressure head:	up to 11 m
Media temperature:	-10°C to 110°C
Installation length:	250, 280, 340, 360mm
Flange DIN:	DN40, DN50, DN65, DN80
Protection class:	IP 43
Insulation class:	H
Pressure max:	6 bar
Control:	3-step switch with manual speed selection
Power supply:	3x400 V / 50 Hz bzw.

Features

- all water contacting parts are corrosion protected
- high operational safety

Use

The heating circulation pumps HUP and HUPD with flanged connection are particularly suitable for high flow volumes of up to 70 m³/h.

With nominal sizes ranging from 40 - 80 mm these pumps offer excellent solutions for numerous areas of use and applications.

Due to their equipment with stainless steel impellers and precision carbon bearings they are highly reliable and also most suitable for pumping water-glycol mixtures with a glycol ratio of up to 20%.

Product overview

Installation length (mm)	Standard connection (Flange DIN)	Pressure head (m)			
		3,0	4,0	6,0	11,0
250	DN 40		x	x	x
280	DN 50		x	x	x
340	DN 65	x		x	x
360	DN 80				

Main areas of use

Heating, air-conditioning and industrial applications as single or double pipe systems, underfloor heating, boiler, primary circuits / cooling circuits and air-conditioning systems

Flow media

- Heating water according to VDI 2035
- Thin, clean, non-aggressive and non-explosive, mineral oil free liquids without solid particles or fibres.
- Media with a viscosity of max. 10 mm² / s.
- For a glycol ratio of >20%, the operating data have to be checked.

Materials

Component	Material
Pump body	Grey-cast iron
Impeller	stainless steel
Shaft	stainless steel
Bearing	carbon

Temperature range

Ambient temperature:	0°C to 40°C
Temperature class:	TF 110
Media temperature:	-10°C to 110°C

Motor protection

Integrated thermal switch, external or internal motor protection by relay necessary.

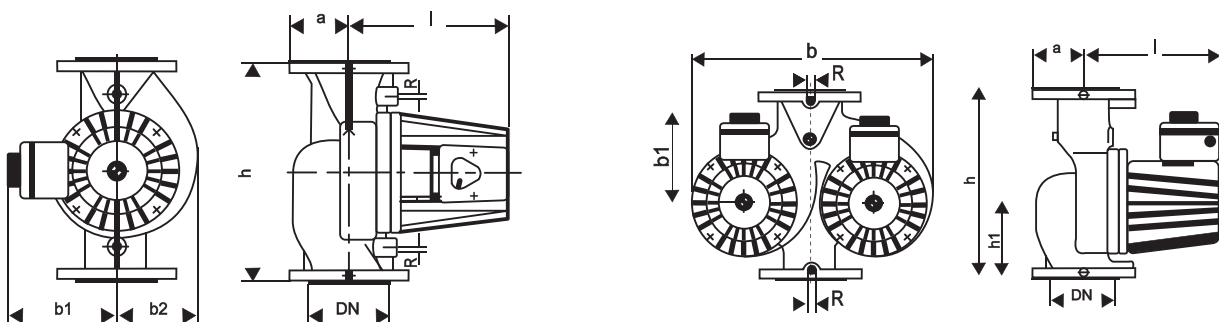


Type overview

Installation length [mm]	Type	Standard connection	Power consumption P1 [W]	Nominal current 3x400 V [A]	Item No.	Weight [kg]
250	HUP 40 - 4.0 U 250	DN 40	100 ... 240	0,11 ... 0,7	0325-9125	18,0
	HUP 40 - 6.0 U 250	DN 40	140 ... 320	0,22 ... 0,75	0325-9127	18,0
	HUP 40 - 11.0 U 250	DN 40	220 ... 560	0,34 ... 1,45	0325-9129	18,5
	HUPD 40 - 4.0 U 250	DN 40	100 ... 240	0,11 ... 0,7	0325-9125.7	33,0
	HUPD 40 - 6.0 U 250	DN 40	140 ... 320	0,22 ... 0,75	0325-9127.7	33,0
	HUPD 40 - 11.0 U 250	DN 40	220 ... 560	0,34 ... 1,45	0325-9129.7	35,0
280	HUP 50 - 4.0 U 280	DN 50	120 ... 340	0,21 ... 1,0	0326-9125	23,0
	HUP 50 - 6.0 U 280	DN 50	100 ... 470	0,20 ... 1,15	0326-9127	23,0
	HUP 50 - 11.0 U 280	DN 50	330 ... 1100	0,46 ... 1,73	0326-9129	23,0
	HUPD 50 - 4.0 U 280	DN 50	120 ... 340	0,21 ... 1,0	0326-9125.7	44,0
	HUPD 50 - 6.0 U 280	DN 50	100 ... 470	0,20 ... 1,15	0326-9127.7	44,0
	HUPD 50 - 11.0 U 280	DN 50	265 ... 950	0,46 ... 1,73	0326-9129.7	44,0
340	HUP 65 - 3.0 U 340	DN 65	120 ... 400	0,22 ... 1,1	0327-9125	27,5
	HUP 65 - 6.0 U 340	DN 65	120 ... 600	0,22 ... 1,2	0327-9127	27,5
	HUP 65 - 11.0 U 340	DN 65	460 ... 1560	0,84 ... 2,9	0327-9129	30,0
	HUPD 65 - 3.0 U 340	DN 65	120 ... 400	0,22 ... 1,1	0327-9125.7	49,0
	HUPD 65 - 6.0 U 340	DN 65	120 ... 600	0,22 ... 1,2	0327-9127.7	49,0
	HUPD 65 - 11.0 U 340	DN 65	460 ... 1560	0,84 ... 2,9	0327-9129.7	54,0
360	HUP 80 - 6.0 U 360	DN 80	200 ... 960	0,42 ... 2,2	0328-9127	33,0
	HUP 80 - 11.0 U 360	DN 80	550 ... 2200	1,16 ... 4,2	0328-9129	34,0
	HUPD 80 - 6.0 U 360	DN 80	200 ... 960	0,42 ... 2,2	0328-9127.7	59,5
	HUPD 80 - 11.0 U 360	DN 80	550 ... 2200	1,16 ... 4,2	0328-9129.7	61,0

Dimensions

Type	PN	h	h1	b	b1	b2	a	R	l
HUP 40	6	250			153	92	65	1/4"	198
HUPD 40	6	250	110	346	153		62	1/4"	198
HUP 50	6	280			160	113	70	1/4"	250
HUPD 50	6	280	121	400	160		70	1/4"	250
HUP 65	6	340			160	123	80	1/4"	252
HUPD 65	6	340	141	450	160		80	1/4"	252
HUP 80	6	360			160	129,5	100	1/4"	257
HUPD 80	6	360	146	470	160		95	1/4"	257



Heating circulation pumps

HUP and HUPD series, non controlled, 1x230 V, product group F



Technical data

Rate of flow:	up to 70 m ³ / h
Pressure head:	up to 11 m
Media temperature:	-10°C to 110°C
Installation length:	250, 280mm
Flange DIN:	DN40, DN50
Protection class:	IP 43
Insulation class:	H
Pressure max:	6 bar
Control:	3-step switch with manual speed selection
Power supply:	1x230 V / 50 Hz bzw.

Features

- all water contacting parts are corrosion protected
- high operational safety

Use

The heating circulation pumps HUP and HUPD with flanged connection are particularly suitable for high flow volumes of up to 70 m³/h.

With nominal sizes ranging from 40 - 50 mm these pumps offer excellent solutions for numerous areas of use and applications.

Due to their equipment with stainless steel impellers and precision carbon bearings they are highly reliable and also most suitable for pumping water-glycol mixtures with a glycol ratio of up to 20%.

Product overview

Installation length (mm)	Standard connection (Flange DIN)	Pressure head (m)	
		6,0	11,0
250	DN 40	x	x
280	DN 50	x	x

Main areas of use

Heating, air-conditioning and industrial applications as single or double pipe systems, underfloor heating, boiler, primary circuits / cooling circuits and air-conditioning systems

Flow media

- Heating water according to VDI 2035
- Thin, clean, non-aggressive and non-explosive, mineral oil free liquids without solid particles or fibres.
- Media with a viscosity of max. 10 mm² / s.
- For a glycol ratio of >20%, the operating data have to be checked.

Materials

Component	Material
Pump body	Grey-cast iron
Impeller	stainless steel
Shaft	stainless steel
Bearing	carbon

Temperature range

Ambient temperature:	0°C to 40°C
Temperature class:	TF 110
Media temperature:	-10°C to 110°C

Motor protection

Integrated thermal switch, external or internal motor protection by relay necessary.

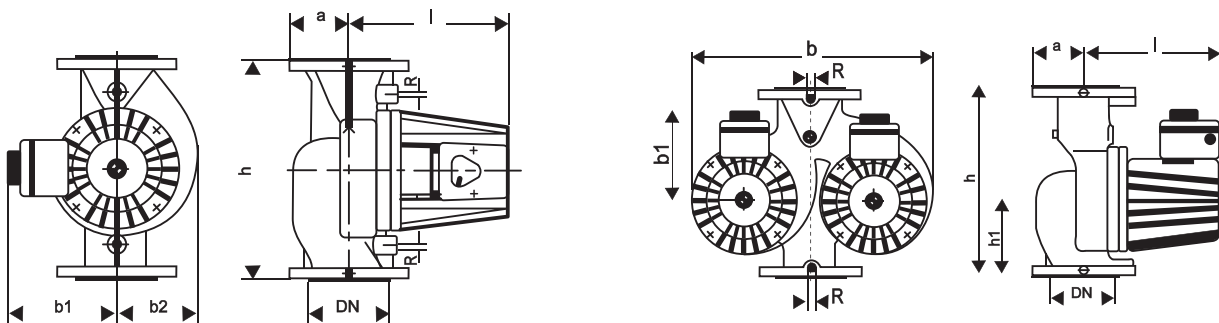


Type overview

Installation length [mm]	Type	Standard connection	Power consumption P1 [W]	Nominal current 3x400 V [A]	Item No.	Weight [kg]
250	HUP 40 - 6.0 U 250	DN 40	140 ... 320	0,22 ... 0,75	0325-9127	18,0
	HUP 40 - 11.0 U 250	DN 40	220 ... 560	0,34 ... 1,45	0325-9129	18,5
	HUPD 40 - 6.0 U 250	DN 40	140 ... 320	0,22 ... 0,75	0325-9127.7	33,0
	HUPD 40 - 11.0 U 250	DN 40	220 ... 560	0,34 ... 1,45	0325-9129.7	35,0
280	HUP 50 - 6.0 U 280	DN 50	100 ... 470	0,20 ... 1,15	0326-9127	23,0
	HUP 50 - 11.0 U 280	DN 50	330 ... 1100	0,46 ... 1,73	0326-9129	23,0
	HUPD 50 - 6.0 U 280	DN 50	100 ... 470	0,20 ... 1,15	0326-9127.7	44,0
	HUPD 50 - 11.0 U 280	DN 50	265 ... 950	0,46 ... 1,73	0326-9129.7	44,0

Dimensions

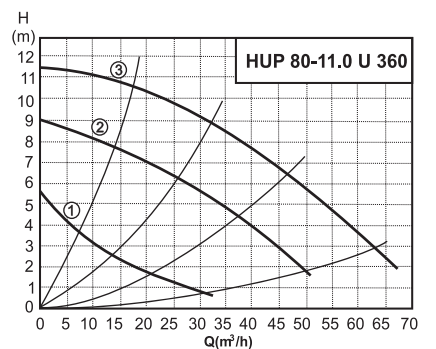
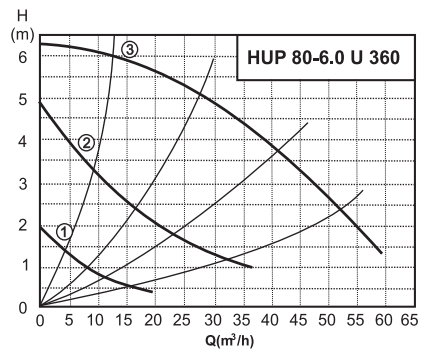
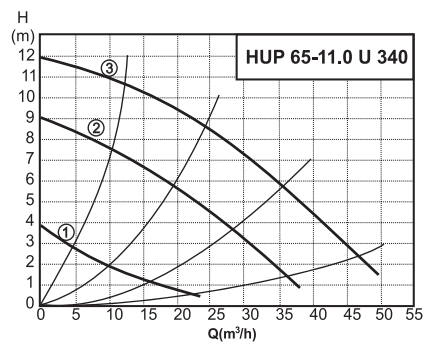
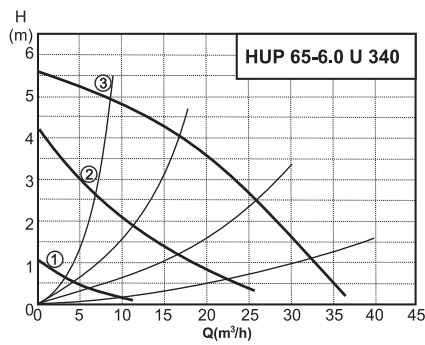
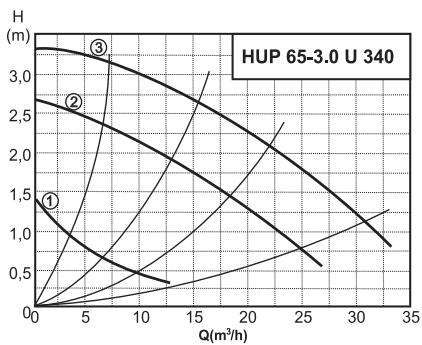
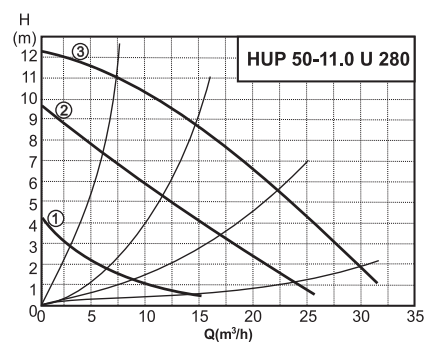
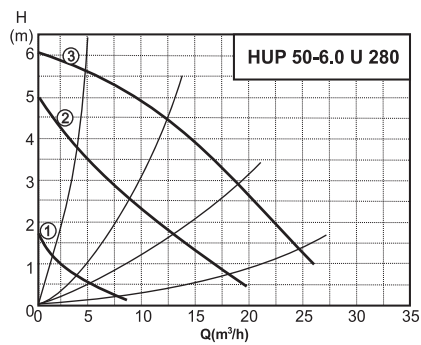
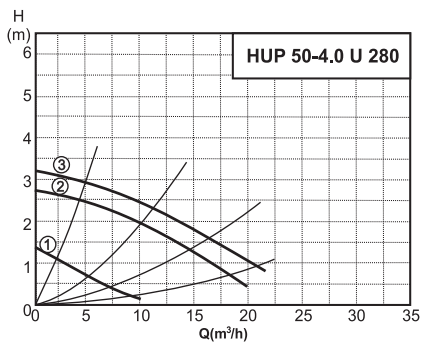
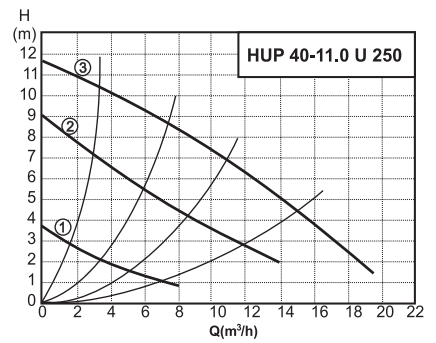
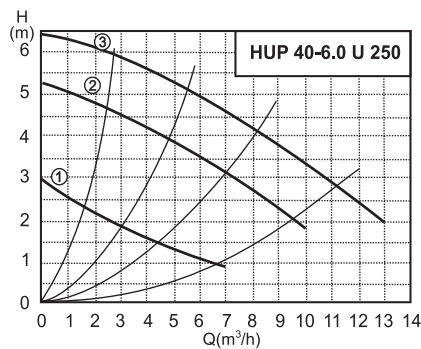
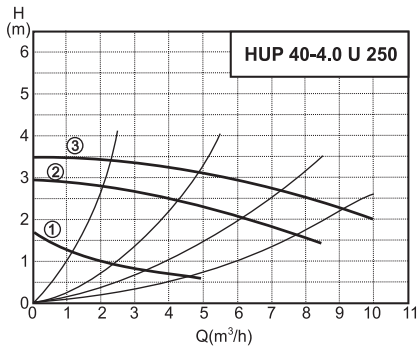
Type	PN	h	h1	b	b1	b2	a	R	l
HUP 40	6	250			153	92	65	¼"	198
HUPD 40	6	250	110	346	153		62	¼"	198
HUP 50	6	280			160	113	70	¼"	250
HUPD 50	6	280	121	400	160		70	¼"	250

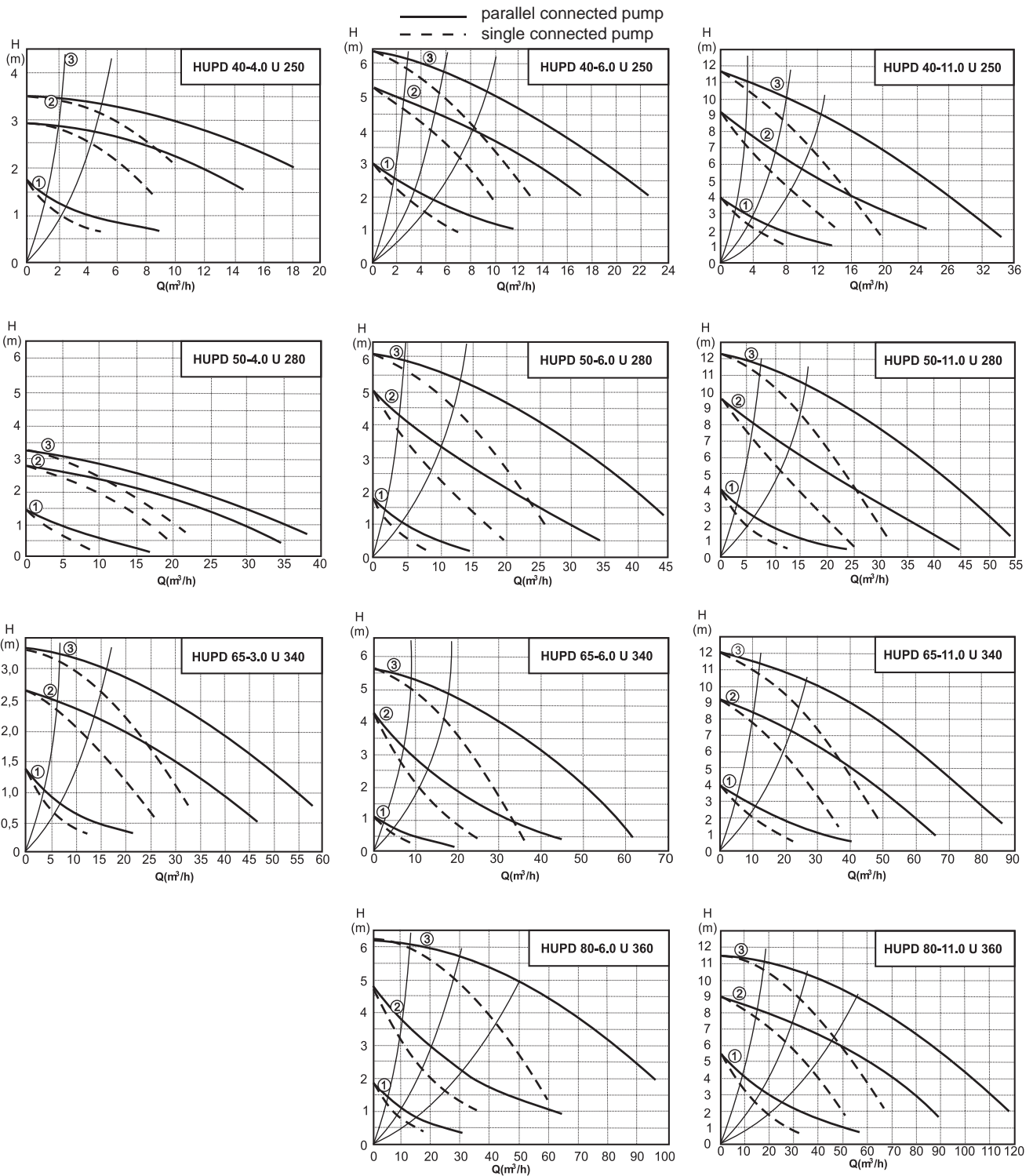


Heating circulation pumps

HUP and HUPD series, non controlled, 1x230 V and 3x400 V product group F

Characteristics





Heating circulation pumps

HUP and HUPD series, electronically controlled, 1x230 V, product group FE



Technical data

Rate of flow:	up to 65 m ³ / h
Pressure head:	up to 10 m
Media temperature:	-10°C to 110°C
Installation length:	250, 280mm
Flange DIN:	DN40, DN50
Protection class:	IP 43
Insulation class:	H
Pressure max:	6 bar
Control:	electronically controlled
Power supply:	1x230 V / 50 Hz bzw.

Features

- all water contacting parts are corrosion protected
- high operational safety

Use

The heating circulation pumps HUP and HUPD with flanged connection are particularly suitable for high flow volumes of up to 65 m³/h.

With nominal sizes ranging from 40 - 80 mm these pumps offer excellent solutions for numerous areas of use and applications.

Main areas of use

Heating, air-conditioning and industrial applications as single or double pipe systems, underfloor heating, boiler, primary circuits / cooling circuits and air-conditioning systems

Flow media

- Heating water according to VDI 2035
- Thin, clean, non-aggressive and non-explosive, mineral oil free liquids without solid particles or fibres.
- Media with a viscosity of max. 10 mm² / s.
- For a glycol ratio of >20%, the operating data have to be checked.

Materials

Component	Material
Pump body	Grey-cast iron
Impeller	stainless steel
Shaft	stainless steel
Bearing	carbon

Temperature range

Ambient temperature:	0°C to 40°C
Temperature class:	TF 110
Media temperature:	-10°C to 110°C

Motor protection

Integrated thermal switch, external or internal motor protection by relay necessary.

Product overview

Installation length (mm)	Standard connection (Flange DIN)	Pressure head (m)	
		6,0	10,0
250	DN 40	x	x
280	DN 50	x	x
340	DN 65	x	x
360	DN 80	x	

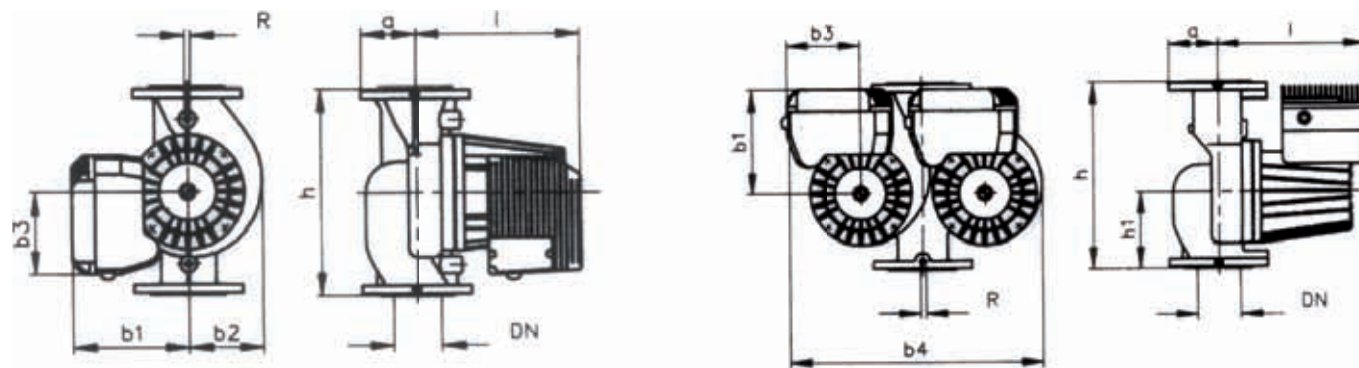
Type overview

Installation length [mm]	Type	Standard connection	Speed [min ⁻¹]	Power consumption P1 [W]	Nominal current [A]	Item No.	Weight [kg]
250	HUP 40 - 6.0 E 250	DN 40	700 - 2.800	330	2,8	0325-9127.5	21
	HUP 40 - 10.0 E 250	DN 40		650	5,2	0325-9129.5	21
	HUPD 40 - 6.0 E 250	DN 40		330	2,8	0325-9127.9	38
	HUPD 40 - 10.0 E 250	DN 40		650	5,2	0325-9129.9	40
280	HUP 50 - 6.0 E 280	DN 50		540	4	0326-9127.5	25
	HUP 50 - 10.0 E 280	DN 50		1180	7,6	0326-9129.5	25
	HUPD 50 - 6.0 E 280	DN 50		540	4	0326-9127.9	49
	HUPD 50 - 10.0 E 280	DN 50		1180	7,6	0326-9129.9	49
340	HUP 65 - 6.0 E 340	DN 65		450	4	0327-9127.5	30
	HUP 65 - 10.0 E 340	DN 65		1270	8,9	0327-9129.5	32
	HUPD 65 - 6.0 E 340	DN 65		450	4	0327-9127.9	54
	HUPD 65 - 10.0 E 340	DN 65		1270	8,9	0327-9129.9	59
360	HUP 80 - 6.0 E 360	DN 80	1090	7	0328-9127.5	35	
	HUPD 80 - 6.0 E 360	DN 80	1090	7	0328-9127.9	67	

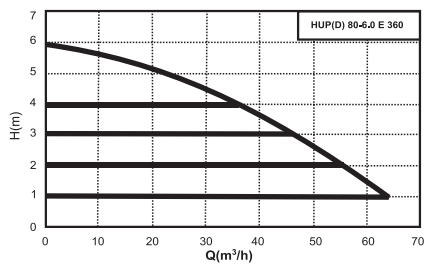
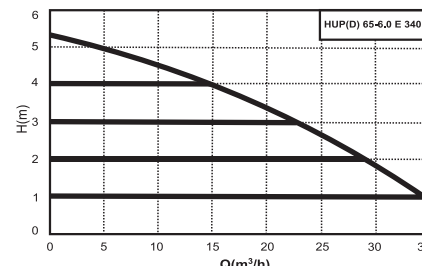
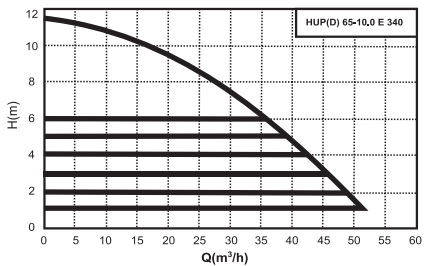
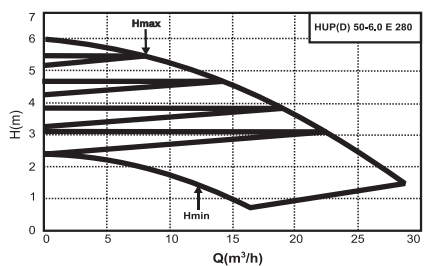
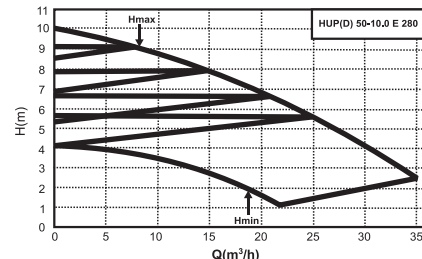
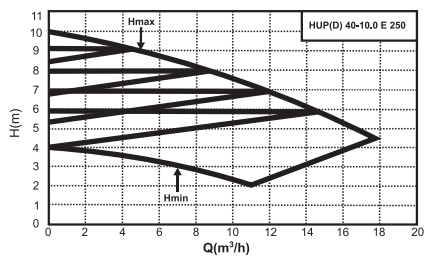
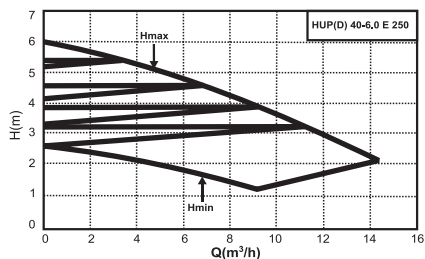


Dimensions

DN	b1	b2	b3	b4	l	h	h1	a	R	D1	D2	D3	D4	D5
40	200	92	148	417	247	250	110	65	1/4"	40	100/110	150	150	14/19
50	205	123	148	457	304	280	121	70	1/4"	50	110/145	165	165	14/19
65	205	123	148	501	304	340	141	80	1/4"	65	130/145	185	185	14/19
80	205	128	148	506	304	360	146	100	1/4"	80	150	200	200	19



Characteristics



Heating circulation pumps

NMT series, electronically controlled, 1x230 V, product group FE/NMT



Technical data

Rate of flow:	65 m ³ / h
Pressure head:	14 m
Media temperature:	-10°C to 110°C
Installation length:	250, 280, 340, 360mm
Flange DIN:	DN40, DN50, DN65, DN80
Protection class:	IP 44
Insulation class:	H
Pressure max:	6 bar
Control:	electronically controlled
Power supply:	1x230 V / 50 Hz b.zw.

Features

- quick and easy installation
- high efficiency, 60% lower power consumption
- drive: electronically commutated self-regulated permanent magnet motors
- the pumps are delivered in an ex-factory standard configuration, changes to the setting can be made via Ethernet interface (RJ-45)

Use

The heating circulation pumps HUP and HUPD with flanged connection are particularly suitable for high flow volumes of up to 65 m³/h. With nominal sizes ranging from 40 - 80 mm these pumps offer excellent solutions for numerous areas of use and applications.

Main areas of use

Heating, air-conditioning and industrial applications as single or double pipe systems, underfloor heating, boiler, primary circuits / cooling circuits and air-conditioning systems

Flow media

- Heating water according to VDI 2035
- Thin, clean, non-aggressive and non-explosive, mineral oil free liquids without solid particles or fibres.
- Media with a viscosity of max. 10 mm² / s.
- For a glycol ratio of >20%, the operating data have to be checked.

Materials

Component	Material
Pump body	Grey-cast iron
Impeller	stainless steel
Shaft	stainless steel
Bearing	carbon

Temperature range

Ambient temperature:	0°C to 40°C
Temperature class:	TF 110
Media temperature:	-10°C to 110°C

Motor protection

Integrated thermal switch, external or internal motor protection by relay necessary.

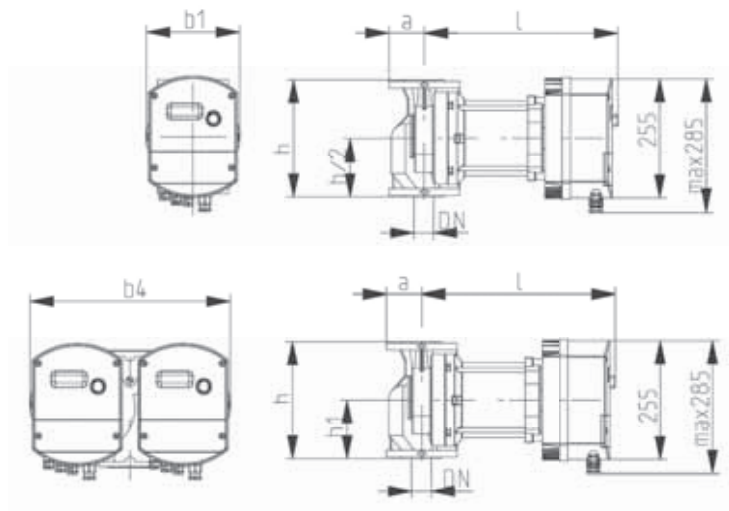
Type overview

Installation length [mm]	Type	Pressure head max. (m)	Standard connection	Power consumption P1 [W]	Nominal current [A]	Item No.	Weight [kg]
250	NMT 40	14	DN 40	500	2,1	0325-8129.5	24
	NMTD 40		DN 40	500	2,1	0325-8129.9	47
280	NMT 50		DN 50	900	3,1	0326-8129.5	31
	NMTD 50		DN 50	900	3,1	0326-8129.9	60
340	NMT 65		DN 65	1100	4,2	0327-8129.5	36
	NMTD 65		DN 65	1100	4,2	0327-8129.9	63
360	NMT 80		DN 80	1600	6,2	0328-8129.5	44
	NMTD 80		DN 80	1600	6,2	0328-8129.9	81

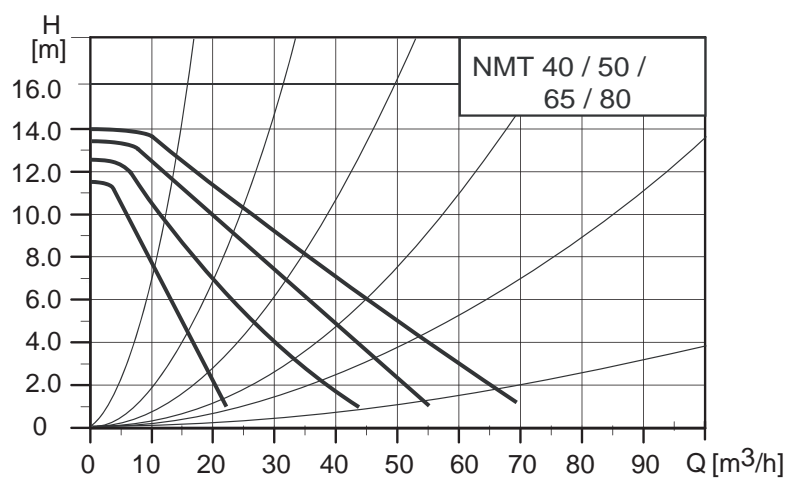


Dimensions

	DN	b1	b4	l	h	h1	a
NMT 40	40	198		321	250		65
NMTD 40	40	198	403	321	250	110	65
NMT 50	50	198		355	280		70
NMTD 50	50	198	403	355	280	121	70
NMT 65	65	198		369	340		80
NMTD 65	65	198	452	369	340	141	80
NMT 80	80	198		403	360		100
NMTD 80	80	198	462	403	360	146	100



Characteristics



Replacement lists

Grundfos - Wilo - KSB - Biral - Speck - Halm

Product group F

Heating circulation pumps HUP and HUPD, non-controlled, 3x400 V, installation length 250 / 280 / 340 / 360 mm

Grundfos	Wilo	KSB	Biral	Speck	Halm	Halm Item No.
UPS 40- 30 F	TOP-S 40/4	Riovar 44-8 D Rio 40-40	LX 403	-	HUP 40 - 4.0 U 250	0325 - 9125
UPS 40- 60 F	TOP-S 40/7	Riovar 44-18 D Rio 40-70	HX 402 - 1	-	HUP 40 - 6.0 U 250 **	0325 - 9127
UPS 40-120 F	TOP-S 40/10	Rio C 40-100	HX 402 - 1	-	HUP 40 - 11.0 U 250 **	0325 - 9129
UPS 50- 30 F	TOP-S 50/4	Riovar 54-18 D Rio 50-40	LX 503 *	-	HUP 50 - 4.0 U 280	0326 - 9125
UPS 50- 60 F	TOP-S 50/7	Riovar 54-30 D Rio 50-70	LX 504 *	-	HUP 50 - 6.0 U 280 **	0326 - 9127
UPS 50-120 F	TOP-S 50/10	Riovar 54-100 D Rio 50-100	HX 502 - 1	-	HUP 50 - 11.0 U 280 **	0326 - 9129
UPS 65- 30 F	-	Riovar 64-30 D	LX 653 * LX 652 *	-	HUP 65 - 3.0 U 340	0327 - 9125
UPS 65- 60 F	TOP-S 65/7	Riovar 64-48 D Rio 65-70	LX 654	-	HUP 65 - 6.0 U 340	0327 - 9127
UPS 65-120 F	TOP-S 65/10	Riovar 64-48 D Rio 65-100	HX 652	-	HUP 65 - 11.0 U 340	0327 - 9129
UPS 80- 60 F	TOP-S 80/7	Riovar 84-48 D Rio 80-70	LX 803 *	-	HUP 80 - 6.0 U 360	0328 - 9127
UPS 80-120 F	TOP-S 80/10	Riovar 84-75 D Rio 80-100	HX 802 L 805	-	HUP 80 - 11.0 U 360	0328 - 9129
UPSD 40- 30 F	-	Riovar Z 44-8 D	LXD 403	-	HUPD 40 - 4.0 U 250	0325 - 9125.7
UPSD 40- 60 F	TOP-SD 40/7	Riovar Z 44-18 D Rio Z 40-70	HXD 402 - 1	-	HUPD 40 - 6.0 U 250 **	0325 - 9127.7
UPSD 40-120 F	TOP-SD 40/10	Rio Z 40-100	HXD 402 - 1	-	HUPD 40 - 11.0 U 250 **	0325 - 9129.7
UPSD 50- 30 F	-	Riovar Z 54-18 D	LXD 503 *	-	HUPD 50 - 4.0 U 280	0326 - 9125.7
UPSD 50- 60 F	TOP-SD 50/7	Riovar Z 54-30 D	LXD 504 *	-	HUPD 50 - 6.0 U 280 **	0326 - 9127.7
UPSD 50-120 F	TOP-SD 50/10	Rio Z 50-100	HXD 502 - 1	-	HUPD 50 - 11.0 U 280 **	0326 - 9129.7
UPSD 65- 30 F	DOP-65/125r	Riovar Z 64-30 D	LXD 653 *	-	HUPD 65 - 3.0 U 340	0327 - 9125.7
UPSD 65- 60 F	DOP-65/160r	Riovar Z 64-48 D	LXD 654	-	HUPD 65 - 6.0 U 340	0327 - 9127.7
UPSD 65-120 F	TOP-SD 65/10	Riovar Z 64-48 D Rio Z 65-100	HXD 652	-	HUPD 65 - 11.0 U 340	0327 - 9129.7
UPSD 80- 60 F	DOP-80/160r	Riovar Z 84-75 D	LXD 803 *	-	HUPD 80 - 6.0 U 360	0328 - 9127.7
UPSD 80-120 F	TOP-SD 80/10	Rio Z 80-100	HXD 802 LD 805	-	HUPD 80 - 11.0 U 360	0328 - 9129.7

*: observe different installation lengths
 **: also available for 230 V



Product group F

Heating circulation pumps HUP and HUPD, electronically-controlled, 1x230 V, installation length 250 / 280 / 340 / 360 mm

Grundfos	Wilo	KSB	Biral	Speck	Halm	Halm Item No.
-	TOP-E 40/1-4	Riotec 40 - 40	LXE 403	NE 40/40 L	HUP 40 - 6.0 E 250	0325 - 9127.5
UPE 40 - 120F	Stratos 40	Riotec 40 - 100	HXE 402-1	NE 40/100 L	HUP 40 - 10.0 E 250	0325 - 9129.5
UPE 50 - 60F	TOP-E 50/1-6	Riotec 50 - 60	LXE 504 *	NE 50/70 L	HUP 50 - 6.0 E 280	0326 - 9127.5
UPE 50 - 120F	Stratos 50	Riotec 50 - 100	HXC 501-1	NE 50/100 L	HUP 50 - 10.0 E 280	0326 - 9129.5
UPE 65 - 60F	TOP-E 50/1-10	Riotec 65 - 100	LXC 655	-	HUP 65 - 6.0 E 340	0327 - 9127.5
UPE 65 - 120F	Stratos 65	Riotec 65 - 100	-	NE 65/100 L	HUP 65 - 10.0 E 340	0327 - 9129.5
UPE 80 - 120F	Stratos 80	Riotec 80 - 100 Riotec 80/1-10	LC 805 *	NE 80/100 L	HUP 80 - 6.0 E 360	0328 - 9127.5
-	TOP-ED 40/1-7	Riotec Z 40- 40	LXED 403	-	HUPD 40 - 6.0 E 250	0325 - 9127.9
UPED 40 - 120F	TOP-ED 40/1-10	Riotec Z 40-100	HXED 402-1	-	HUPD 40 - 10.0 E 250	0325 - 9129.9
UPED 50 - 60F	TOP-ED 50/1-6	Riotec Z 50-60	LXED 504 *	-	HUPD 50 - 6.0 E 280	0326 - 9127.9
UPED 50 - 120F	TOP-ED 50/1-10	Riotec Z 50-100	HXCD 501-1	-	HUPD 50 - 10.0 E 280	0326 - 9129.9
UPED 65 - 60F	-	Riotec Z 65-100	LXCD 655	-	HUPD 65 - 6.0 E 340	0327 - 9127.9
UPED 65 - 120F	TOP-ED 65/1-10	Riotec Z 65-100	-	-	HUPD 65 - 10.0 E 340	0327 - 9129.9
UPED 80 - 120F	TOP-ED 80/1-10	Riotec Z 80-100 Riotec Z 80/1-10	LCD 805 *	-	HUPD 80 - 6.0 E 360	0328 - 9127.9

*: observe different installation lengths

Product group F

Heating circulation pumps NMT, electronically controlled, 1x230 V, installation length 250 / 280 / 340 / 360 mm

Grundfos	Wilo	KSB	Biral	Speck	Halm	Halm Item No.
Magna 40-100 / 120F	TOP-E 40/1-10	Riotec 40-100	A 402-1	NE 40-40/100	NMT 40	0325 - 8129.5
Magna 50-60 / 100 / 120F	TOP-E 50/1-10	Riotec 50-100	A 502	NE 50-70/100	NMT 50	0326 - 8129.5
Magna 65-60 / 120F	TOP-E 65/1-10	Riotec 65-100	A 652	NE 65-100	NMT 65	0327 - 8129.5
-	TOP-E 80/1-10	Riotec 80-100	-	NE 80-100	NMT 80	0328 - 8129.5







HALM

effiziente Pumpentechnologie

Your representative



Richard Halm GmbH & Co. KG

Silcherstrasse 54-58
73666 Baltmannsweiler
Germany

Postfach 69
73664 Baltmannsweiler
Germany

Tel.: +49 (0)7153 9202-0
Fax: +49 (0)7153 49168

E-mail: info@halm.info
www.halm-pumps.de